

VARIABLE CAPACITANCE DIODE

● FEATURES

- • Very Low Operating Voltage (1 to 4.5 V)
- Excellent Linearity (CV Curve)
- Large Capacitance Ratio (A = 5 minimum)
- Very Small URD Surface Mount Package
- Very Small Capacitance Deviation at Tape/Reel

● DESCRIPTION

The KV1471E is a 5 volt range variable capacitance diode designed for FM tuner applications.

The KV1471E is available in a very small URD Surface Mount Package.

● APPLICATIONS

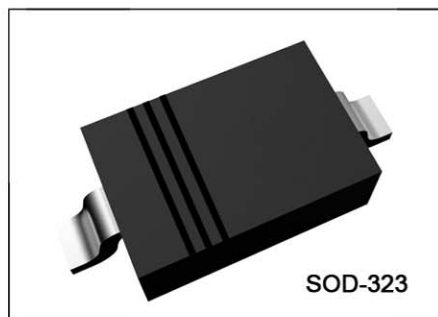
- • Communications Equipment
- Multi-Channel Cordless Telephone
- Voltage Controlled Oscillator
- UHF Wireless Communication Systems

● CLASSIFICATION

(Unit: pF)

C		RANK		
		1	2	3
C ₁	MIN	30.16	33.30	36.77
	MAX	33.63	37.13	40.99

Note: Rank is determined after testing and marked on the reel. All the diodes on a reel have the same rank, but rank can not be specified when ordering.



ORDERING INFORMATION

KV1471E □□
└── Tape/Reel Code

TAPE/REEL CODE
TR: Tape Right

● ABSOLUTE MAXIMUM RATINGS

Reverse Voltage 18V Storage Temperature Range -55 to +150 °C
 Forward Current 50 mA Operating Temperature Range -55 to +85 °C
 Power Dissipation 100 mW

● ELECTRICAL CHARACTERISTICS

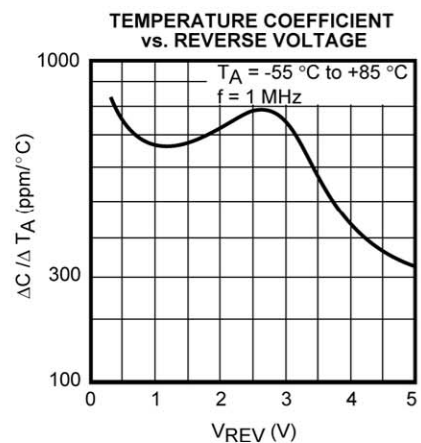
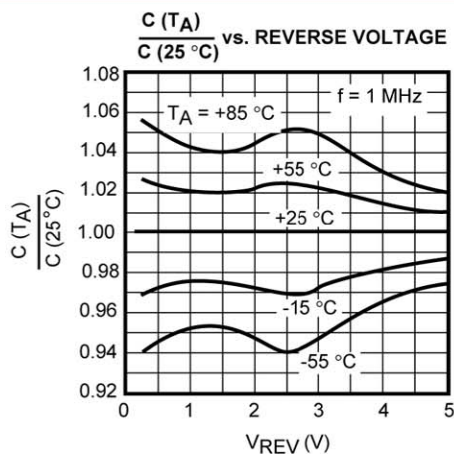
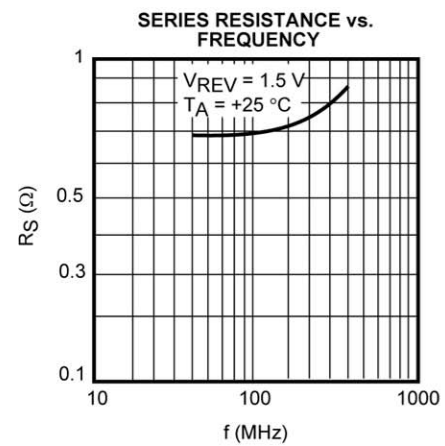
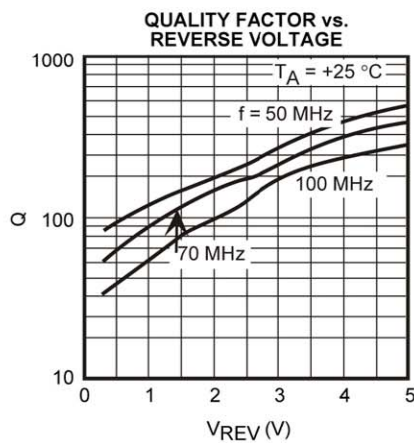
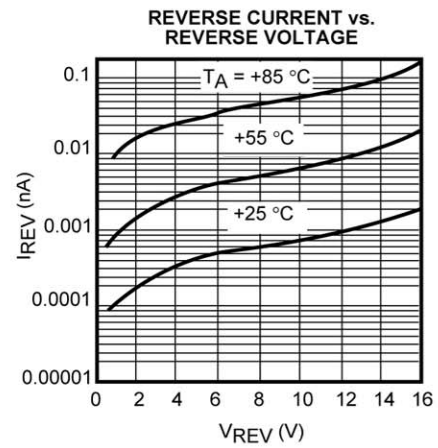
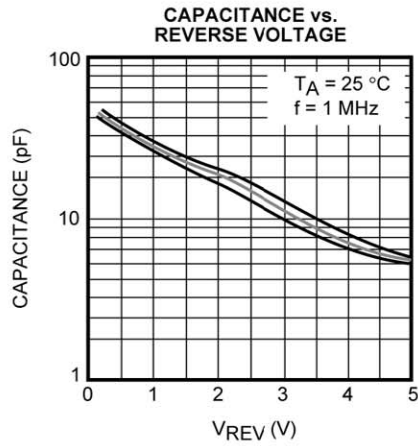
Test conditions: $T_A = 25\text{ °C}$

SYMBOL	PARAMETER	TEST CONDITIONS	MIN	TYP	MAX	UNITS
V_{REV}	Reverse Voltage	$I_{REV} = 10\ \mu\text{A}$	16			V
I_{REV}	Reverse Current	$V_{REV} = 10\ \text{V}$			50	nA
C_1	Diode Capacitance 1	$V_{REV} = 1\ \text{V}, f = 1\ \text{MHz}$	30.16	35.60	40.99	pF
$C_{4.5}$	Diode Capacitance 4.5	$V_{REV} = 4.5\ \text{V}, f = 1\ \text{MHz}$	6.20	7.70	9.20	pF
R_S	Series Resistance	$V_{REV} = 1.5\ \text{V}, f = 100\ \text{MHz}$		0.8	1.0	Ω
A	Capacitance Ratio	C_1 / C_5	5.00			

Note 1: Diode Capacitance measured with HP 4279A or equivalent instruments (at OSC level 20 mVrms, $\pm 5\ \text{mVrms}$).

Note 2: Series Resistance measured with HP 4191A or equivalent instruments.

TYPICAL PERFORMANCE CHARACTERISTICS



PACKAGE OUTLINE

