Shikues Makes Good Products

Equipped With Good Chips

CONTENT

SHIKUES Brand

1. Company Profile 01 / 02
2. Good Chip History 03 / 04
3. Modern Production Lines 05 / 06
4. Global Development Strategy 07
5. 4S Good Chip Standard 08
6. Exhibitions and Industry Activities 09 / 10
7. One-stop Online Service Platform 11
8. Quality Certification and Design Patents 12

SHIKUES Products

1. Main Products 13
2. Product Application Fields 14
3. Customer Application Cases 15
4. Customer Testimonial 16
5. Product List 17

Low VF Schottky Diodes 18
Small Package Schottky Diodes 19
Schottky Diodes 19
General Rectifier Diodes 28
Small Signal Rectifier Diodes 32
Fast Recovery Rectifiers 32
High Efficiency Rectifiers 34
Super Fast Recovery Rectifiers 37
3-Pin Super Fast Recovery Rectifiers 40
Bridge Rectifiers 41
Fast Recovery Rectifier Bridges 47
Super Fast Recovery Rectifier Bridges 48
High Efficiency Rectifier Bridges 49
Schottky Bridges 49
Zener Diodes 51
Zener Diodes Two Chip 61
Bi-Directional Trigger Diodes 62
Switch Diodes 62
Variable Capacitance Diodes 64
PIN Diodes 64
ESD Protection Tube / TVS 65
TVS 67
Bipolar Transistors 73
Band-stop Triodes 78
Darlington Transistors 78
High Frequency Tube 79
MOSFETS 79
High Voltage MOSFETS 83
Adjustable Accurate Reference Source 83
Low Dropout Voltage Regulator 84
Li-ion Battery Protection 84
Three-Terminal Voltage Regulator IC 85
Sisonic 86

Product dimensions

DFN0603 88
DFN1006 88
SOD-882 88
SOD-923 89
SOD-723 89
SOD-523 89
SOD-323 90
SOD-323HE 90
SOD-323W 90
SOD-123 91
SOD-123G 91
SOD-123FL 91
SOD-123HE 92
SOD-123ST 92
SOD-80 92
DO-213AA 93
SMA 93
SMAF 93
SMAHE-W 94
SMA-HST 94
SMB 94
SMBF 95
SMC 95
SOT-723 95
SOT-523 96
SOT-323 96
SOT-23 96
SC-59 97
SOT-89 97
SOT-223 98
TO-277 98
TO-263 99
TO-252 99
TO-252-2L 100
SOT-343R 100
UMSB 101
UMB 101
ULBF 102
DBF 102
ABS 102
ABF 103
MBS 103
MBF 103
DBS 104
SOT-353 104
SOT23-5 104
SOT-363 105
SOT23-6 105
TSSOP-8 105
SOP-8 106
MEMS 106
PDF5060-8 107
DFN2510 107
DFN2*2-6 108
DFN2*2 108
DFN3.3*3.3 109
PDFN5060-8L 109
DFN3*3A-8 110
PRPAK5X6 110
TO-220F 111
TO-220 111
TO-220A 112
TO-247 112
TO-3PNB 113
KBP 113
KBL 113
GBU 114
GBJ 114
SGBJ 115

Environmental Compliance

Product Environmental Compliance

We promise that all series of SHIKUES products are in compliance with EU RoHS and REACH regulations. SHIKUES is dedicated to halogen-free semiconductor products and now has capabilities of halogen-free production.

The maximum permissible limit of **RoHS**

■ Mercury (Hg)	1000ppm
■ Cadmium (Cd)	100ppm
■ Lead (pb)	1000ppm
■ Hexavalent Chromium (Cr (VI)	1000ppm
■ Sum of PBBs	1000ppm
■ Sum of PBDEs	1000ppm
■ DBP	1000ppm
■ BBP	1000ppm
■ DEHP	1000ppm
■ DIBP	1000ppm

The right of interpretation belongs to the company

COMPANY PROFILE

SHIKUES semiconductor, comes from Taiwan, one of the world' s leading semiconductor discrete component manufacturers, provides a variety of semiconductor products and software for engineers and designers. It brings high-quality sensory experience in the field of automotive, communications, computer, consumer electronics, LED lighting, industrial, medical, aerospace and power application.

Since its inception, under the guidance of core philosophy "SHIKUES makes good products equipped with good chips", SHIKUES takes security, low energy consumption, high performance as the purpose. R& D strategy has never been changed, nearly 1/4 employees working in the field of research and development and product design. R & D costs account for around 22% of total revenue every year. In efforts of the young, full of dreams and passion employees, SHIKUES has developed rapidly. The products are exported to North America, Europe and the Asia Pacific region. SHIKUES is considered to be an innovative companies in the semiconductor industry.

SHIKUES will continue to optimize the products in the security, energy consumption and performance, more flexible to satisfy the design engineers and the changing needs of the market, and offer full support from concept design to production. Looking to the future, SHIKUES will continue to create value for customers, employees and the whole society based on innovation. SHIKUES will focus on how to improve quality of people's life by reducing energy consumption, improving security and performance. SHIKUES will go to all lengths to fulfill the promise.

SHIKUES semiconductor is good strategic partner for engineers worldwide.

Shikues Makes Good Products Equipped With Good Chips

Security
Low energy consumption
High performance

VISION

To become a world-class semiconductor discrete components solution provider

MISSION

To offer good products equipped with good chips to worldwide customers

VALUES

Focus on products ,customer first

Center on “Brand-building”, insist on two basic points-“Quality upgrade” and “R&D innovation”

SHIKUES GOOD CHIP HISTORY

Since its inception, perform good chip mission constantly

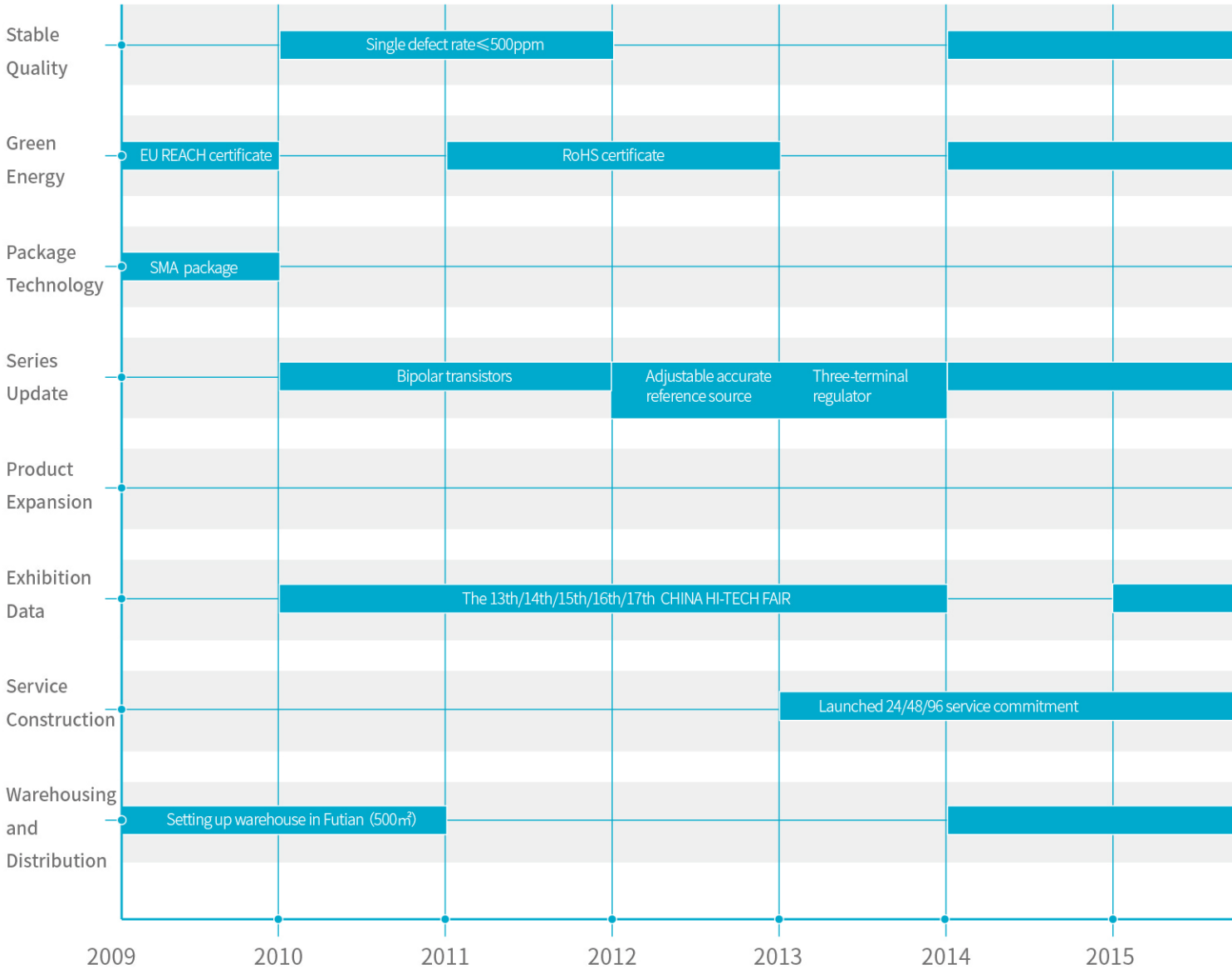

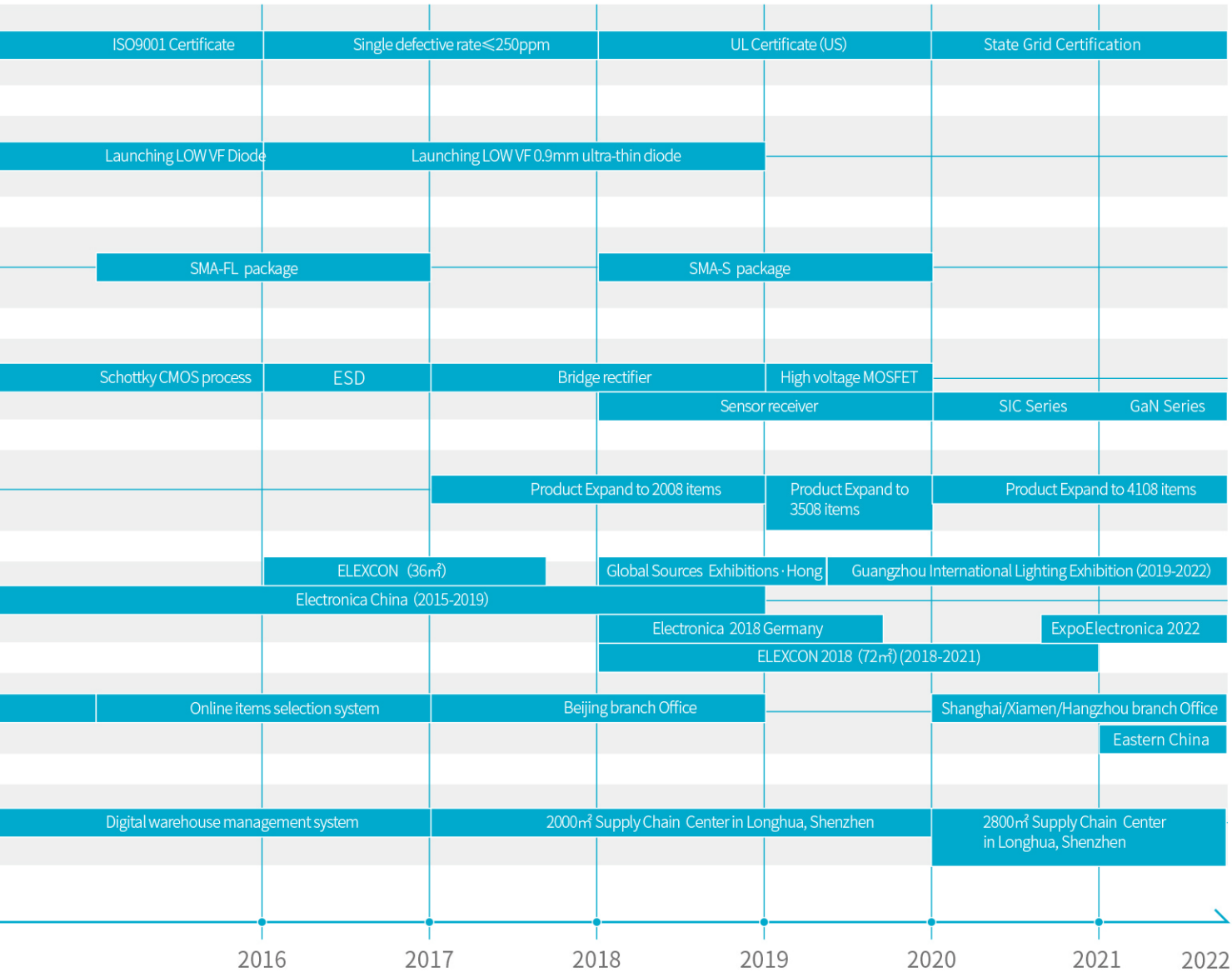
ISO9001 Certificate
Single defective rate≤250ppm
UL Certificate (US)
State Grid Certification
Launching LOW VF Diode
Launching LOW VF 0.9mm ultra-thin diode
SMA-FL package
SMA-S package
Schottky CMOS process
ESD
Bridge rectifier
High voltage MOSFET
Sensor receiver
SIC Series
GaN Series
Product Expand to 2008 items
Product Expand to 3508 items
Product Expand to 4108 items
ELEXCON (36㎡)
Global Sources Exhibitions · Hong
Guangzhou International Lighting Exhibition (2019-2022)
Electronica China (2015-2019)
Electronica 2018 Germany
ExpoElectronica 2022
ELEXCON 2018 (72㎡) (2018-2021)
Online items selection system
Beijing branch Office
Shanghai/Xiamen/Hangzhou branch Office
Eastern China
Digital warehouse management system
2000㎡ Supply Chain Center in Longhua, Shenzhen
2800㎡ Supply Chain Center in Longhua, Shenzhen
2016
2017
2018
2019
2020
2021
2022

MODERN PRODUCTION LINES

R&D and Production Center

Taiwan Wafer Factory
R&D, Design and Intellectual Property
Protection Center



Production line
Chip Production Line

Production Line
Assembly and Test Line

Production Site Flow Chart

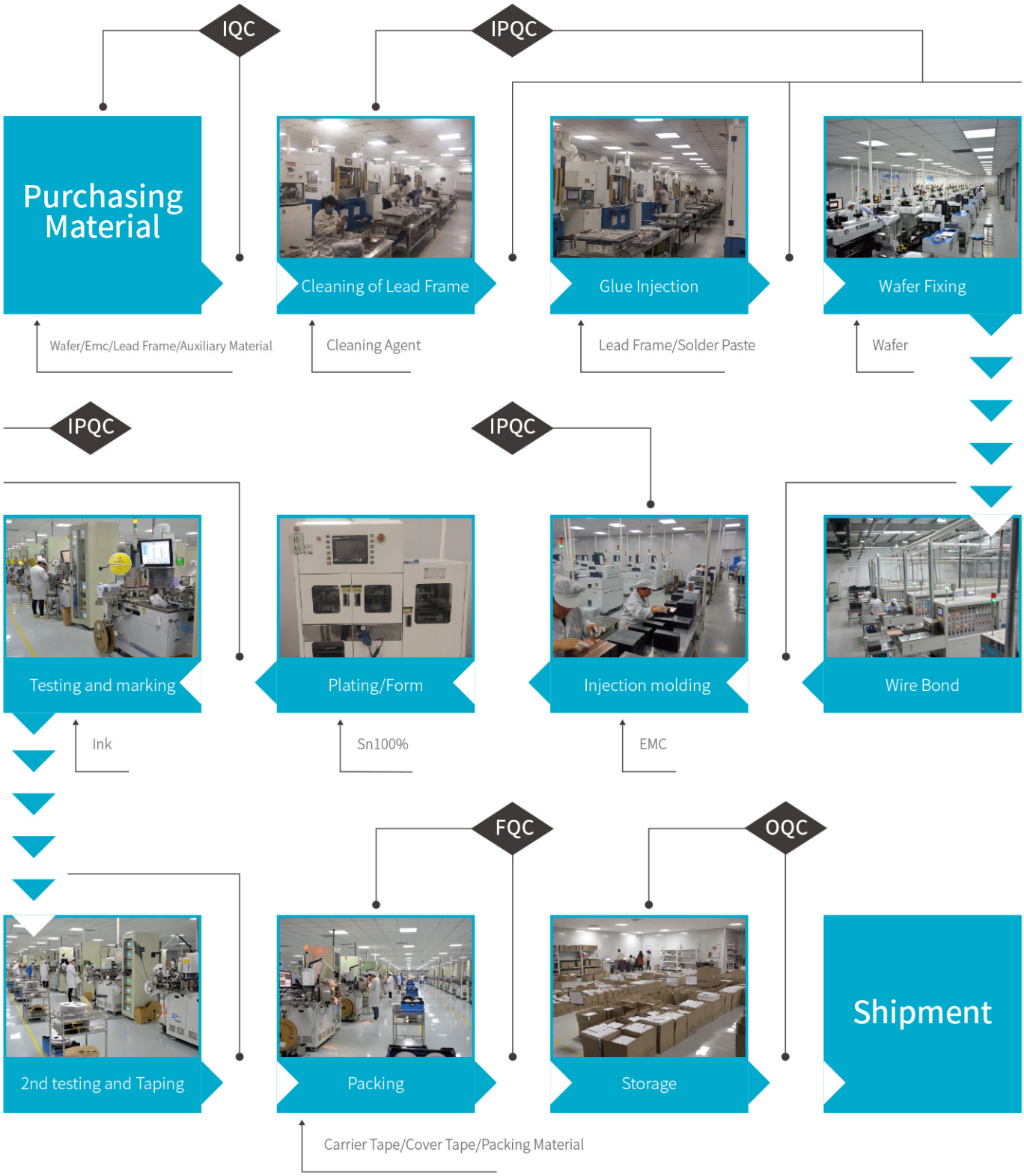

GLOBAL DEVELOPMENT STRATEGY

Deeply cultivated in mainland and developed coastal cities, with sales network in more than 50 countries around the world.

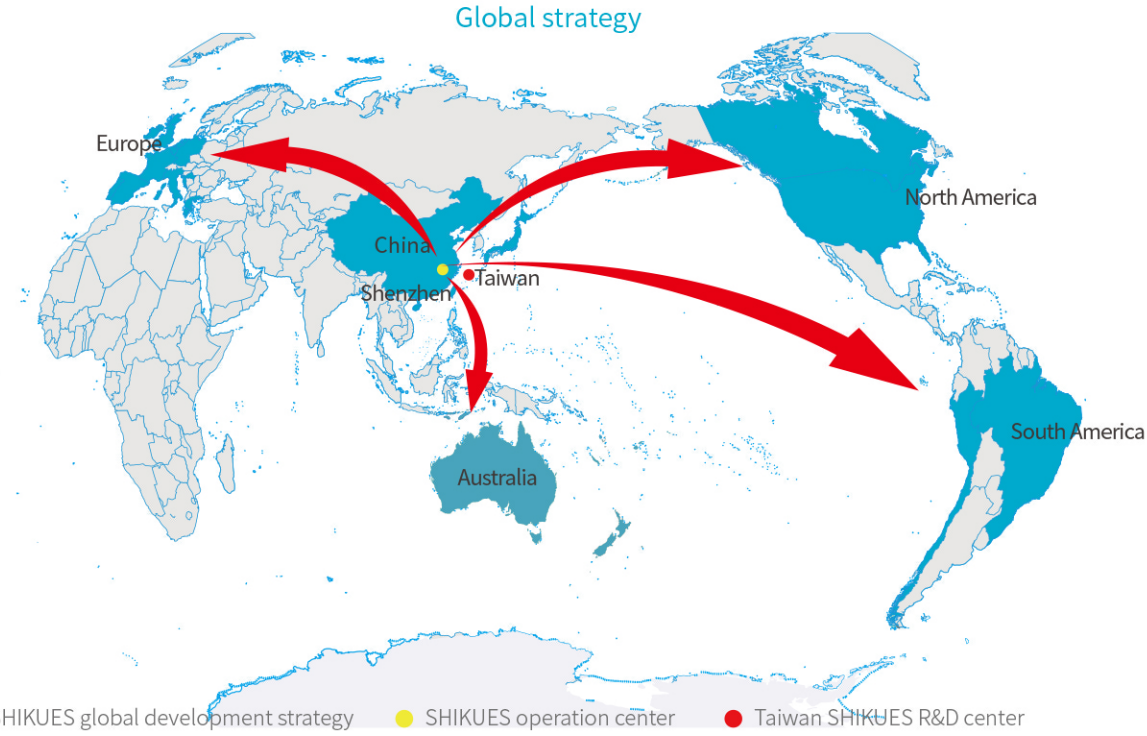

4S GOOD CHIP STANDARD

Choosing SHIKUES is to choose good chips

System	High performance: SIC/SMA-S high heat dissipation package			
	Low energy consumption: ultra-thin LOW VF diode series products			
	Safety: RoHs/ISO/REACH/UL State Grid Certification quality certification Technical certification			
Support	100% genuine product	Full time delivery system	Special price for special case	Quick selection online
	production, delivery and service offered by original manufacturer	self-operated supply chain center, digital management system, quick response to emergency demand	competitive price to satisfy qualified customer' s demand	APP, JD, Wechat official account, shikues.com
	Full product line	Special delivery for special case	Customization	Technical communication activities
	cover 16 categories more than 4000 items	Free delivery for pearl river delta customers, priority delivery for diamond customers	offering customization service according to special product solution	2-4 times seminars per year (Free of charge)
Service	Quick response	One-stop technical support	Instant/customer report system	Distribution incentive system
	communication in 24h solution in 48h full refund if not solved in 96h	helping to selection, solving tough problems, following up customization	specially-assigned person help authorized distributors to search instantly	related incentive system for different level distributors
	Exclusive product management	Product catalogue update	After sales service and return visit	Integrity cooperation code
	specially-assigned person to manage the products according to customer' s demand	1-2 times per year	via phone, online communication tools, meeting in the company or the production site, etc.	be sincere to customer, sunshine purchase, keeping commitments
Supervision	Do as promised, strictly abiding by the above standards			
	Accept every customer and friend' s supervision (General manager' s email : gm@shikues.com)			

EXHIBITIONS AND INDUSTRY ACTIVITIES

High Quality, Global Supply

Offline Promotion

Electronica Shanghai(2015-2020)

SHIKUES autonomous technology seminar

Shenzhen International ELEXCON(2016-2020)

GlobalSources (Spring) Electronics(2018-2019)

Domestic Exhibition	Time	Booth size(㎡)	Place
The 14th-17th China Hi-tech Fair ELEXCON	2011——2015	18	Shenzhen
Electronica Shanghai	2015——2017	36	Shanghai
	2018——2022	54	Shanghai
Shenzhen International ELEXCON	2018——2021	72	Shenzhen
Electronica South China	2019/10	54	Shenzhen
Guangzhou International Lighting Exhibition	2019——2022	9	Guangzhou
Electronics Sourcing Show	2021——2022	54	Shenzhen

Overseas Exhibition	Time	Booth size(㎡)	Place
Electronica India 2017 & Productronica India	2017/9/14-16	9	New Delhi, India
2018 GlobalSources Electronics	2018/4 2018/10	9	Hong Kong, China
Electronica 2018 in Germany	2018/11/13-16	9	Munich, Germany
2019 GlobalSources (Spring) Electronics	2019/4/11-14	18	Hong Kong, China
FIEE 2019 in Brazil	2019/7/23-26	9	Sao Paulo, Brazil
NEPCON Vietnam 2019	2019/9/11-13	9	Hanoi, Vietnam
ExpoElectronica 2022	2022/4/12-14	9	Moscow, Russia

Electronic Exhibitions Advance Notification	Time	Booth size(㎡)	Place
Guangzhou International Lighting Exhibition	2022/8/3-6	9	Guangzhou
Electronics Sourcing Show	2022/10/12-14	54	Shenzhen
Electronica Germany	2022/11/15-18	9	Munich, Germany

ONE-STOP
ONLINE SERVICE PLATFORM

More ways for your selection

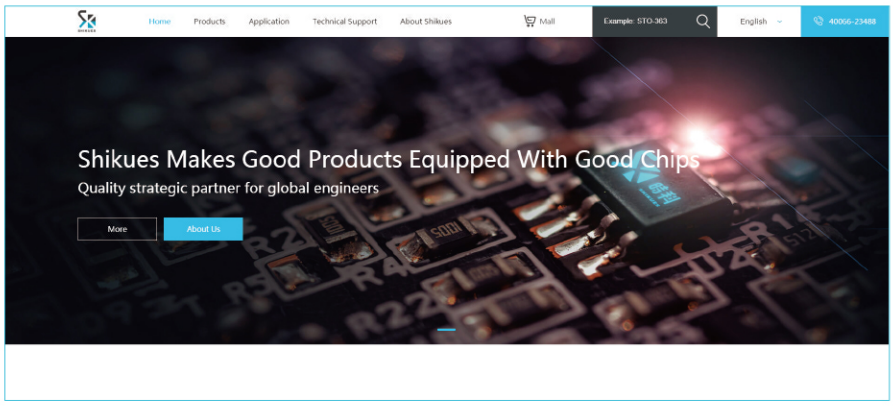

a. SHIKUES public number; b. SHIKUES website; c. SHIKUES App

QUALITY CERTIFICATES AND DESIGN PATENTS

Five domestic and international quality certificates, escort the quality of good chips

ISO9001:2015

All products have passed ROHS, REACH, Halogen free certificates.

UL Certificate (US)



State Grid Certification

MAIN PRODUCTS

SOD-123FL

SOT-89

SOT-23

TO-252

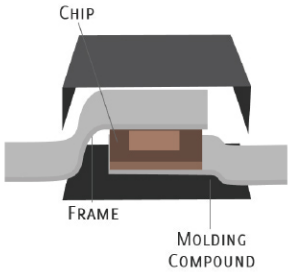

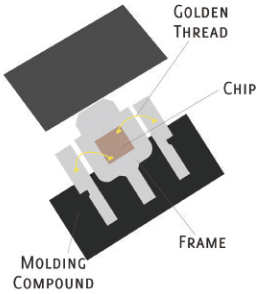

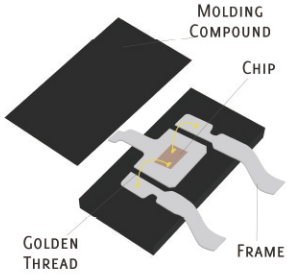

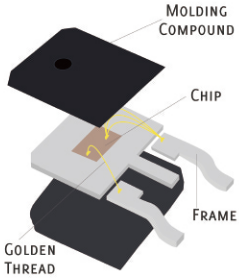

Main Product

Low VF schottky diodes, general rectifier diodes, fast recovery rectifiers, high efficiency rectifiers, super fast rectifiers, schottky diodes, zener diodes, zener diodes two chips, switch diodes, bi-directional trigger diodes, vhf variable capacitance diodes, transient voltage suppressors, ESD protection tubes, bridge rectifiers, bipolar transistors, mosfets, three-terminal voltage regulator IC, adjustable accurate reference sources.

Package List

SMAF	SOD-882	SOD-123FL	SOT-723	SOT-23	TO-252	LL-34	DFN0603
SMBF	SOD-883	SOD-123ST	SOT-523	TO-277	TO-252-2L	KBP	DFN1006
MBS	SOD-923	SOD-123G	SOT-323	DO-214AC(SMA)	TO-220	KBL	DFN1010
MBF	SOD-723	SOD-123HE	SOT-223	DO-214AA(SMB)	TO-220A	GBU	DFN3X3A-8
ABS	SOD-523	SOD-323HE	SOT-89	DO-214AB(SMC)	TO-220F	GBJ	PDF5060-8
UMB	SOD-323	SOD-323W	SOT23-5		TO-220F-2L	SGBJ	QFN4X4
UMSB	SOD-123	SOD-80	SOT-363		TO-247	PDFN5060	QFN8X8
			SOT23-6		TO-247G	PDFN5060-8L	

SHIKUES New Product

SIC Series
Q-SSC0865
Q-SSC1065
Q-SSC1565
Q-SSC0865-TF
Q-SSC1065-TF
Q-SSC1565-TF

Schottky Diodes
SS24FL-SS26FL
SS34FL
SS54FL-SS56FL
SS12F-SS110F

GaN Series
SKGI8020
SKGI8120

TO-252 New product
SK04N65B
SK07N65B
SK08N65B
SK10N65B
SK30N65B

Fast recovery diodes
RS1AF-RS1MF
RS2AF-RS2MF
RS3AF-RS3MF

Super fast recovery diodes
ES3AF-ES3JF

High recovery diodes
US3AF-US3MF

Rectifiers
1N4001F-1N4007F
S3AF-S3MF

Series of Low VF
MSK4005
MSK4010
MSK240AW
MSK340A

Bridge rectifiers
LUM1B-LUM10B
MSB30B-MSB30M
GBU系列
KBP系列
MB1F系列
MB1S系列
ABS1系列

PRODUCT APPLICATION FIELDS

Power Management

Products:
Integrated circuit
Switch diodes
Rectifier diodes
Transistors
Zener diodes

Applications:
UPS equipment
Power control & Management
Subway equipment

IOT & Smart Home

Products:
Zener diodes
Three terminal regulator ICS
Switch diodes
ESD protection tubes SOD-923
Schottky diodes
Rectifiers
Bridge rectifiers
Switch transistors SOT-23

Applications:
Temperature controller
Counter
Pressure sensor WLAN
Linear hall-effect sensors
Fingerprint control door lock
Home intelligent gateway
Bluetooth device
Robot cleaner

LED Lighting

Products:
MOSFETS
Schottky diodes
Transistors
Zener diodes
Switch diodes

Applications:
Indoor lighting
LED bulb LED tube
Exterior lighting
Landscape lighting
Large buildings lighting

Motor Driver



Products:
MOSFETS
Transistors
Zener diodes
ESD protection tubes

Applications:
Medical instruments and equipment
industrial control system
intelligent remote control curtain
3D Printing equipment
Robot cleaner

Consumer Electronics

Products:
Bridge rectifiers
Zener diodes
Low VF schottky diodes SMAF
ESD protection tubes
MOSFETS
Band-stop triodes

Applications:
iPad Smartphone
Bluetooth device
WIFI device
Power bank
Electric toothbrush
UAV Smart watch

Energy Storage Power

Products:
SIC Schottky Diodes series
Q-SSCseries

Applications:
Energy storage power Charging point
Battery management system
New energy vehicles
Photovoltaic inverter

CUSTOMER APPLICATION CASES

Customer Reference

Communication

Power management

Electronic products

Others

CUSTOMER TESTIMONIAL

In the past five years of cooperation with Baykee, SHIKUES products have been sold all over the world through combination with Baykee products and have played an decisive role in various fields. The products are used in projects in "One Belt One Road"; in a dozen high-speed railway lines including Wuhan-Guangzhou line, Xiamen-Shenzhen line, Shanghai-Kunming line and Lanzhou-Xinjiang line. In the five years deep cooperation, Baykee has made remarkable achievements in the power industry using SHIKUES good chip products.

Baykee (Guangdong) Technology Co., Ltd.
Ye Deming (Purchasing Director)

SHIKUES has an efficient technical and service team, and is also very professional to assist in material selection. They also provide very careful follow-up services to special customization requirements. For example, the global ultra-thin low VF rectifier diode launched by them is 0.9mm thick, which is very suitable for some small ultra-thin products. More importantly, SHIKUES provides us with fast and efficient logistics and distribution support to meet the sudden demand and respond in the shortest time, which is very important and critical for our science and technology enterprises.

Shenzhen Sanstar Communication Technology Co.,Ltd.
Xu Yifeng (Vice General Manager)

PRODUCT LIST

SHIKUES MAKES GOOD PRODUCTS
EQUIPPED WITH GOOD CHIPS

LOW VF SCHOTTKY DIODES

PARAMETER / TYPE	V_{RRM}	$I_{(AV)}$	I_{FSM}	V_F		I_R		
					I_F		V_R	
	V	A	A	V	A	mA	V	
SS12FL	20	1	40	0.45	1	0.3	20	SMAF
SS14FL	40	1	40	0.45	1	0.2	40	SMAF
SS16FL	60	1	40	0.5	1	0.2	60	SMAF
SS24FL	40	2	50	0.45	2	0.5	40	SMAF
SS26FL	60	2	40	0.52	2	0.3	60	SMAF
SS34FL	40	3	80	0.45	3	0.3	40	SMAF
SS36FL	60	3	80	0.55	3	0.3	60	SMAF
SS54FL	40	5	150	0.45	5	1	40	SMAF
SS56FL	60	5	150	0.55	5	1	60	SMAF
SS28BF	80	2	55	0.7	2	0.3	80	SMBF
SS54BFL	40	5	130	0.45	5	0.3	40	SMBF
SS512BF	120	5	150	0.85	5	1	120	SMBF
SS215G	150	2	50	0.95	2	0.3	200	SMA
SS220G	200	2	50	0.95	2	0.3	150	SMA
MSK340A	45	5		0.3(Typ)	1	0.1	45	SMA
SKM32-AS	20	3	80	0.38	3	1	20	SMA-HST
SKM33-AS	30	3	80	0.4	3	1	30	SMA-HST
SKM34-AS	40	3	80	0.4	3	1	40	SMA-HST
SS210LBG	100	2	50	0.6	2	1	100	SMB
SS34LBG	40	3	80	0.5	3	0.5	40	SMB
SS310LBG	100	3	80	0.6	3	0.3	100	SMB
SS545LBG	45	5	150	0.45	5	1	45	SMB
SS510LBG	100	5	150	0.6	5	1	100	SMB
SK14WAL	40	1	30	0.45	1	0.2	40	SOD-123FL
SK16WAL	60	1	30	0.5	1	0.2	60	SOD-123FL
SK24WAL	40	2	50	0.45	2	0.5	40	SOD-123FL
SK26WAL	60	2	50	0.5	2	0.3	60	SOD-123FL
MSK240AW	45	3		0.34(Typ)	1	0.2	45	SOD-123FL
MBR0520	20	0.35	2	0.37	0.02	0.005	10	SOD-123
MBR0530	30	0.35	2	0.37	0.02	0.005	20	SOD-123
MBR0540	40	0.35	2	0.37	0.02	0.005	30	SOD-123
MBR0540	40	0.35	2	0.37	0.02	0.005	30	SOD-123G
B5819WE	40	1	15	0.6	1	0.05	40	SOD-123HE
B5819WSE	40	1	15	0.6	1	0.05	40	SOD-323HE
RB751V-40	40		0.2	0.37	1	0.0005	30	SOD-323
RB501V-40	45	0.1	1	0.55	0.1	0.03	10	SOD-323
RB521CS-30	30	0.1	0.5	0.4	0.02	0.05	30	SOD-323
SL1045DS	45	10	150	0.5	10	0.05	45	TO-252
SL10100DS	100	10	150	0.65	10	0.05	100	TO-252
MBR3045C-ST	45	30	275	0.58	15	0.05	45	TO-263
MBR30100C-ST	100	30	175	0.72	15	0.05	100	TO-263
SK10U45LA	45	10	150	0.51	10	0.1	45	TO-277
SK10U45MA	45	10	150	0.5	10	0.1	45	TO-277
SK10U60AA	60	10	600	0.51	10	0.05	60	TO-277
SK10U60AAP	60	10	300	0.505	10	0.07	60	TO-277
SK10U100AA	100	10	200	0.65	10	0.05	100	TO-277
SK15U60AA	60	15	300	0.51	15	0.05	60	TO-277
SK15U60AAP	60	15	300	0.51	15	0.05	60	TO-277
SK15U100AA	100	15	350	0.7	15	0.05	100	TO-277
SK15U100AAPU	100	15	350	0.65	15	0.05	100	TO-277

SMALL PACKAGE SCHOTTKY DIODES

PARAMETER / TYPE	V_{RRM}	$I_{(AV)}$	I_{FSM}	V_F		I_R		Package
					I_F		V_R	
	V	A	A	V	A	µA	V	
RB521ES-30	30	0.1	0.5	0.6	0.1	50	30	DFN0603
RB551V-30	30	0.5	2	0.54	0.5	100	20	SOD-323
BAT60B	10	3		0.6	100	25	8	SOD-323
MSK4005	40	0.5	1	0.5	0.5	70	20	SOD-523
MSK4010	40	1	2	0.56	1	70	40	SOD-523
MSK4005D	40	0.5		0.52	0.5	50	40	SOD-882
MSK4010D	40	1		0.58	1	100	40	SOD-882

SCHOTTKY DIODES

PARAMETER / TYPE	V_{RRM}	$I_{(AV)}$	I_{FSM}	V_F		I_R		Package
					I_F		V_R	
	V	A	A	V	A	mA	V	
SS12F	20	1	40	0.55	1	0.3	20	SMAF
SS14F	40	1	40	0.55	1	0.3	40	SMAF
SS16F	60	1	40	0.7	1	0.3	60	SMAF
SS18F	80	1	40	0.7	1	0.3	80	SMAF
SS110F	100	1	30	0.85	1	0.2	100	SMAF
SS112F	120	1	30	0.85	1	0.2	120	SMAF
SS115F	150	1	30	0.9	1	0.1	150	SMAF
SS120F	200	1	30	0.9	1	0.1	200	SMAF
SS22F	20	2	50	0.55	2	0.5	20	SMAF
SS24F	40	2	50	0.55	2	0.5	40	SMAF
SS26F	60	2	50	0.7	2	0.5	60	SMAF
SS28F	80	2	50	0.7	2	0.5	80	SMAF
SS210F	100	2	40	0.85	2	0.3	100	SMAF
SS212F	120	2	40	0.85	2	0.3	120	SMAF
SS215F	150	2	40	0.95	2	0.3	150	SMAF
SS220F	200	2	40	0.95	2	0.3	200	SMAF
SS32F	20	3	80	0.55	3	0.5	20	SMAF
SS34F	40	3	80	0.55	3	0.5	40	SMAF
SS36F	60	3	80	0.7	3	03	60	SMAF
SS38F	80	3	80	0.7	3	0.3	80	SMAF
SS310F	100	3	70	0.85	3	0.3	100	SMAF
SS312F	120	3	70	0.85	3	0.3	120	SMAF
SS315F	150	3	70	0.95	3	0.3	150	SMAF
SS320F	200	3	70	0.95	3	0.3	200	SMAF

PARAMETER / TYPE	V_{RRM}	$I_{(AV)}$	I_{FSM}	V_F		I_R		Package
					I_F		V_R	
	V	A	A	V	A	mA	V	
SS52F	20	5	150	0.45	5	1	20	SMAF
SS54F	40	5	150	0.55	5	1	40	SMAF
SS56F	60	5	150	0.7	5	1	60	SMAF
SS58F	80	5	150	0.7	5	1	80	SMAF
SS510F	100	5	150	0.85	5	1	100	SMAF
SS512F	120	5	150	0.85	5	1	120	SMAF
SS515F	150	5	150	0.85	5	1	150	SMAF
SS520F	200	5	150	0.85	5	1	200	SMAF
SS22BF	20	2	55	0.55	2	0.5	20	SMBF
SS24BF	40	2	55	0.55	2	0.5	40	SMBF
SS26BF	60	2	55	0.7	2	0.5	60	SMBF
SS210BF	100	2	45	0.85	2	0.3	100	SMBF
SS215BF	150	2	45	0.95	2	0.3	150	SMBF
SS220BF	200	2	45	0.95	2	0.3	200	SMBF
SS32BF	20	3	80	0.55	3	0.5	20	SMBF
SS34BF	40	3	80	0.55	3	0.5	40	SMBF
SS36BF	60	3	80	0.7	3	0.5	60	SMBF
SS36BFL	60	3	80	0.55	3	0.3	60	SMBF
SS310BF	100	3	70	0.85	3	0.3	100	SMBF
SS315BF	150	3	70	0.95	3	0.3	150	SMBF
SS320BF	200	3	70	0.95	3	0.3	200	SMBF
SS52BF	20	5	150	0.45	5	1	20	SMBF
SS54BF	40	5	150	0.55	5	1	40	SMBF
SS56BF	60	5	150	0.7	5	1	60	SMBF
SS510BF	100	5	150	0.85	5	1	100	SMBF
SS515BF	150	5	150	0.85	5	1	200	SMBF
SS520BF	200	5	150	0.85	5	1	200	SMBF
B120AG	20	1	30	0.5	1	0.5	20	SMA
B130AG	30	1	30	0.5	1	0.5	30	SMA
B140AG	40	1	30	0.5	1	0.5	40	SMA
B150AG	50	1	30	0.7	1	0.5	50	SMA
B160AG	60	1	30	0.7	1	0.5	60	SMA
SK12G	20	1	30	0.5	1	0.5	20	SMA
SK13G	30	1	30	0.5	1	0.5	30	SMA
SK14G	40	1	30	0.5	1	0.5	40	SMA
SK15G	50	1	30	0.7	1	0.5	50	SMA
SK16G	60	1	30	0.7	1	0.5	60	SMA
SK18G	80	1	30	0.85	1	0.5	80	SMA
SK110G	100	1	30	0.85	1	0.5	100	SMA
SS12G	20	1	40	0.55	1	0.5	20	SMA
SS14G	40	1	40	0.55	1	0.5	40	SMA
SS16G	60	1	40	0.7	1	0.5	60	SMA
SS18G	80	1	40	0.7	1	0.5	80	SMA
SS110G	100	1	40	0.85	1	0.5	100	SMA
SS115G	150	1	30	0.9	1	0.1	150	SMA
SS120G	200	1	30	0.9	1	0.1	200	SMA
B220AG	20	2	50	0.5	2	0.5	20	SMA
B230AG	30	2	50	0.5	2	0.5	30	SMA
B240AG	40	2	50	0.5	2	0.5	40	SMA
B250AG	50	2	50	0.7	2	0.5	50	SMA
B260AG	60	2	50	0.7	2	0.5	60	SMA
SS22G	20	2	50	0.55	2	0.5	20	SMA
SS24G	40	2	50	0.55	2	0.5	40	SMA
SS26G	60	2	50	0.7	2	0.5	60	SMA
SS28G	80	2	50	0.85	2	0.5	80	SMA
SS210G	100	2	50	0.85	2	0.5	100	SMA

PARAMETER / TYPE	V_{RRM}	$I_{(AV)}$	I_{FSM}	V_F		I_R		Package
					I_F		V_R	
	V	A	A	V	A	mA	V	
B320AG	20	3	100	0.5	3	0.5	20	SMA
B330AG	30	3	100	0.5	3	0.5	30	SMA
B340AG	40	3	100	0.5	3	0.5	40	SMA
B350AG	50	3	100	0.7	3	0.5	50	SMA
B360AG	60	3	100	0.7	3	0.5	60	SMA
SS32G	20	3	80	0.55	3	0.5	20	SMA
SS34G	40	3	80	0.55	3	0.5	40	SMA
SS36G	60	3	80	0.7	3	0.5	60	SMA
SS38G	80	3	80	0.7	3	0.5	80	SMA
SS310G	100	3	70	0.85	3	0.5	100	SMA
SS312G	120	3	70	0.85	3	0.3	120	SMA
SS315G	150	3	70	0.95	3	0.3	150	SMA
SS320G	200	3	70	0.95	3	0.3	200	SMA
RB051L-40	40	2	50	0.55	2	0.5	40	SMA
RB050L-40	40	3	100	0.55	3	0.5	40	SMA
SS52G	20	5	120	0.55	5	1	20	SMA
SS54G	40	5	120	0.55	5	1	40	SMA
SS56G	60	5	120	0.7	5	1	60	SMA
SS58G	80	5	120	0.7	5	1	80	SMA
SS510G	100	5	100	0.85	5	1	100	SMA
SS512G	120	5	100	0.85	5	1	120	SMA
SS515G	150	5	100	0.85	5	1	150	SMA
SS520G	200	5	100	0.85	5	1	200	SMA
MBR140AHE	40	1	15	0.61	1	0.5	40	SMAHE-W
SK22BG	20	2	50	0.55	2	0.5	20	SMB
SK23BG	30	2	50	0.55	2	0.5	30	SMB
SK24BG	40	2	50	0.55	2	0.5	40	SMB
SK25BG	50	2	50	0.7	2	0.5	50	SMB
SK26BG	60	2	50	0.7	2	0.5	60	SMB
SK28BG	80	2	50	0.85	2	0.5	80	SMB
SK210BG	100	2	50	0.85	2	0.5	100	SMB
SS22BG	20	2	55	0.55	2	0.5	20	SMB
SS24BG	40	2	55	0.55	2	0.5	40	SMB
SS26BG	60	2	55	0.7	2	0.5	60	SMB
SS28BG	80	2	55	0.7	2	0.3	80	SMB
SS210BG	100	2	45	0.85	2	0.3	100	SMB
SS212BG	120	2	45	0.85	2	0.3	120	SMB
SS215BG	150	2	45	0.95	2	0.3	150	SMB
SS220BG	200	2	45	0.95	2	0.3	200	SMB
B340BG	40	3	100	0.5	3	0.5	40	SMB
B360BG	60	3	100	0.7	3	0.5	60	SMB
SS32BG	20	3	80	0.55	3	0.5	20	SMB
SS34BG	40	3	80	0.55	3	0.5	40	SMB
SS36BG	60	3	80	0.7	3	0.5	60	SMB
SS38BG	80	3	80	0.7	3	0.3	80	SMB
SS310BG	100	3	80	0.85	3	0.3	100	SMB
SS312BG	120	3	80	0.85	3	0.3	120	SMB
SS315BG	150	3	80	0.95	3	0.3	150	SMB
SS320BG	200	3	80	0.95	3	0.3	200	SMB
SS52BG	20	5	150	0.55	5	1	20	SMB
SS54BG	40	5	150	0.55	5	1	40	SMB
SS56BG	60	5	150	0.7	5	0.3	60	SMB
SS58BG	80	5	150	0.7	5	0.3	80	SMB
SS510BG	100	5	150	0.85	5	0.3	100	SMB
SS512BG	120	5	150	0.85	5	0.3	120	SMB
SS515BG	150	5	150	0.85	5	0.3	150	SMB
SS520BG	200	5	150	0.85	5	0.3	200	SMB
SS10100BG	100	10	150	0.9	10	500	100	SMB

PARAMETER / TYPE	V_{RRM}	$I_{(AV)}$	I_{FSM}	V_F		I_R		Package
					I_F		V_R	
	V	A	A	V	A	mA	V	
SK32CG	20	3	100	0.5	3	0.5	20	SMC
SK33CG	30	3	100	0.5	3	0.5	30	SMC
SK34CG	40	3	100	0.5	3	0.5	40	SMC
SK35CG	50	3	100	0.7	3	0.5	50	SMC
SK36CG	60	3	100	0.7	3	0.5	60	SMC
SK38CG	80	3	100	0.85	3	0.5	80	SMC
SK310CG	100	3	100	0.85	3	0.5	100	SMC
SS32CG	20	3	80	0.55	3	0.5	20	SMC
SS34CG	40	3	80	0.55	3	0.5	40	SMC
SS36CG	60	3	80	0.7	3	0.5	60	SMC
SS38CG	80	3	80	0.7	3	0.3	80	SMC
SS310CG	100	3	80	0.85	3	0.3	100	SMC
SS312CG	120	3	80	0.85	3	0.3	120	SMC
SS315CG	150	3	80	0.95	3	0.3	150	SMC
SS320CG	200	3	80	0.95	3	0.3	200	SMC
SK52CG	20	5	175	0.45	5	1	20	SMC
SK54CG	40	5	175	0.55	5	1	40	SMC
SK56CG	60	5	175	0.7	5	1	60	SMC
SK58CG	80	5	175	0.7	5	1	80	SMC
SK510CG	100	5	150	0.85	5	1	100	SMC
SK512CG	120	5	150	0.85	5	1	120	SMC
SK515CG	150	5	150	0.85	5	1	150	SMC
SK520CG	200	5	150	0.85	5	1	200	SMC
SS52CG	20	5	175	0.45	5	1	20	SMC
SS54CG	40	5	175	0.55	5	1	40	SMC
SS56CG	60	5	175	0.7	5	1	60	SMC
SS58CG	80	5	175	0.7	5	1	80	SMC
SS510CG	100	5	150	0.85	5	1	100	SMC
SS512CG	120	5	150	0.85	5	1	120	SMC
SS515CG	150	5	150	0.85	5	1	150	SMC
SS520CG	200	5	150	0.85	5	1	200	SMC
SK82CG	20	8	150	0.45	8	1	20	SMC
SK84CG	40	8	150	0.55	8	1	40	SMC
SK86CG	60	8	150	0.7	8	1	60	SMC
SK88CG	80	8	150	0.7	8	1	80	SMC
SK810CG	100	8	150	0.85	8	1	100	SMC
SK812CG	120	8	150	0.85	8	1	120	SMC
SK815CG	150	8	150	0.85	8	1	150	SMC
SK820CG	200	8	150	0.85	8	1	200	SMC
SS82CG	20	8	150	0.45	8	1	20	SMC
SS84CG	40	8	150	0.55	8	1	40	SMC
SS86CG	60	8	150	0.7	8	1	60	SMC
SS88CG	80	8	150	0.7	8	1	80	SMC
SS810CG	100	8	150	0.85	8	1	100	SMC
SS812CG	120	8	150	0.85	8	1	120	SMC
SS815CG	150	8	150	0.85	8	1	150	SMC
SS820CG	200	8	150	0.85	8	1	200	SMC
SS1045CG	45	10	150	0.55	10	0.5	45	SMC
SS1060CG	60	10	150	0.75	10	0.5	60	SMC
SS10100CG	100	10	150	0.9	10	0.5	100	SMC
SS10200CG	200	10	150	0.95	10	0.5	200	SMC

PARAMETER / TYPE	V_{RRM}	$I_{(AV)}$	I_{FSM}	V_F		I_R		Package
					I_F		V_R	
	V	A	A	V	A	mA	V	
SKM240-MST	40	2	50	0.5	2	500	40	SOD-123ST
SKM260-MST	60	2	50	0.7	2	500	60	SOD-123ST
B5817W	60	2		0.7	2	500	60	SOD-123G
BAT46W	100	0.5	30	0.85	0.5	0.2	100	SOD-123FL
B5817WL	20	1	25	0.45	1	1	20	SOD-123FL
B5818WL	30	1	25	0.55	1	1	30	SOD-123FL
B5819WL	40	1	25	0.6	1	1	40	SOD-123FL
CRS01	30	1	25	0.55	1	0.55	30	SOD-123FL
DS12W	20	1	40	0.55	1	0.3	20	SOD-123FL
DS14W	40	1	40	0.55	1	0.3	40	SOD-123FL
DS16W	60	1	40	0.7	1	0.3	60	SOD-123FL
DS18W	80	1	40	0.7	1	0.3	80	SOD-123FL
DS110W	100	1	30	0.85	1	0.2	100	SOD-123FL
DS112W	120	1	30	0.85	1	0.2	120	SOD-123FL
DS115W	150	1	30	0.9	1	0.1	150	SOD-123FL
DS120W	200	1	30	0.9	1	0.1	200	SOD-123FL
MBRX120	20	1	25	0.45	1	1	20	SOD-123FL
MBRX130	30	1	25	0.55	1	1	30	SOD-123FL
MBRX140	40	1	25	0.6	1	1	40	SOD-123FL
SK1020	20	1	25	0.45	1	1	20	SOD-123FL
SK1030	30	1	25	0.55	1	1	30	SOD-123FL
SK1040	40	1	25	0.6	1	1	40	SOD-123FL
SK12WA	20	1	40	0.55	1	0.3	20	SOD-123FL
SK14WA	40	1	40	0.55	1	0.3	40	SOD-123FL
SK16WA	60	1	40	0.7	1	0.3	60	SOD-123FL
SK18WA	80	1	40	0.7	1	0.3	80	SOD-123FL
SK110WA	100	1	25	0.85	1	0.2	100	SOD-123FL
SK112WA	120	1	25	0.85	1	0.2	120	SOD-123FL
SK115WA	150	1	25	0.9	1	0.1	150	SOD-123FL
SK120WA	200	1	25	0.9	1	0.1	200	SOD-123FL
PMEG2010ER	20	1	40	0.55	1	0.2	20	SOD-123FL
PMEG3010ER	30	1	40	0.55	1	0.2	30	SOD-123FL
PMEG4010ER	40	1	25	0.6	1	1	40	SOD-123FL
PMEG6010ER	60	1	40	0.7	1	0.3	60	SOD-123FL
CRS08	40	1.5	50	0.55	2	0.5	40	SOD-123FL
RB060M-30	30	1.5	625	0.55	1.5	1	30	SOD-123FL
RB068M-40	40	2	5	0.55	2	0.5	40	SOD-123FL
PMEG3020ER	30	2	50	0.55	2	0.5	30	SOD-123FL
PMEG4020ER	40	2	50	0.55	2	0.5	40	SOD-123FL
PMEG6020ER	60	2	50	0.7	2	0.5	60	SOD-123FL
DS22W	20	2	50	0.55	3	0.5	20	SOD-123FL
DS24W	40	2	50	0.55	2	0.5	40	SOD-123FL
DS26W	60	2	50	0.7	2	0.5	60	SOD-123FL
DS28W	80	2	50	0.7	2	0.3	80	SOD-123FL
DS210W	100	2	40	0.85	2	0.3	100	SOD-123FL
DS212W	120	2	40	0.85	2	0.3	120	SOD-123FL
DS215W	150	2	40	0.95	2	0.3	150	SOD-123FL
DS220W	200	2	40	0.95	2	0.3	200	SOD-123FL
SK22WA	20	2	40	0.55	2	0.5	20	SOD-123FL
SK24WA	40	2	40	0.55	2	0.5	40	SOD-123FL
SK26WA	60	2	40	0.7	2	0.5	60	SOD-123FL
SK28WA	80	2	40	0.7	2	0.3	80	SOD-123FL
SK210WA	100	2	40	0.85	2	0.3	100	SOD-123FL
SK212WA	120	2	40	0.85	2	0.3	120	SOD-123FL
SK215WA	150	2	40	0.95	2	0.3	150	SOD-123FL
SK220WA	200	2	40	0.95	2	0.3	200	SOD-123FL
MBR230LSF	30	2	50	0.55	0.2	0.5	30	SOD-123FL
MBR340F	40	3	50	0.5	3	1	40	SOD-123FL

PARAMETER / TYPE	V_{RRM}	$I_{(AV)}$	I_{FSM}	V_F		I_R		Package
					I_F		V_R	
	V	A	A	V	A	mA	V	
DS32W	20	3	80	0.55	3	0.5	20	SOD-123FL
DS34W	40	3	80	0.55	3	0.5	40	SOD-123FL
DS36W	60	3	80	0.7	3	0.3	60	SOD-123FL
DS38W	80	3	80	0.7	3	0.3	80	SOD-123FL
DS310W	100	3	70	0.85	3	0.3	100	SOD-123FL
DS312W	120	3	70	0.85	3	0.3	120	SOD-123FL
DS315W	150	3	70	0.95	3	0.3	150	SOD-123FL
DS320W	200	3	70	0.95	3	0.3	200	SOD-123FL
SK32WA	20	3	80	0.55	3	0.5	20	SOD-123FL
SK34WA	40	3	80	0.55	3	0.5	40	SOD-123FL
SK36WA	60	3	80	0.7	3	0.3	60	SOD-123FL
SK38WA	80	3	80	0.7	3	0.3	80	SOD-123FL
SK310WA	100	3	80	0.85	3	0.3	100	SOD-123FL
SK312WA	120	3	80	0.85	3	0.3	120	SOD-123FL
SK315WA	150	3	80	0.95	3	0.3	150	SOD-123FL
SK320WA	200	3	80	0.95	3	0.3	200	SOD-123FL
PMEG4030ER	40	3	80	0.55	3	0.3	40	SOD-123FL
LLS110WA	100			0.77	1	2.5		SOD-123FL

PARAMETER / TYPE	PD	V_{RRM}	I_O	I_F	V_F		I_R		T_{RR}	Package
						I_F		V_R		
	mW	V	mA	mA	V	mA	μA	V	NS	
LL60P	20	45	50				50	10	1	SOD-80
LL103A	40			200	0.37	1	5	30	10	SOD-80
BAS85	30	30		200	0.8	100	2	25	5	SOD-80
SD101AW	400	60		15	0.41	1	0.2	50	1	SOD-123
SD101BW	400	50		15	0.4	1	0.2	40	1	SOD-123
SD101CW	400	40		15	0.39	1	0.2	30	1	SOD-123
BAT275W		100		150	0.45	10	5	75		SOD-123
BAT54T	200	30	100	200	0.4	10	2	25	5	SOD-123
BAT42W	200	30		200	0.65	50	0.5	25	5	SOD-123
BAT43W	200	30		200	0.45	15	0.5	25	5	SOD-123
B5819W	250	40	1000	20	0.9	3000	1000	40		SOD-123
B0520W	400	20		350	0.37	20	5	10	10	SOD-123
B0530W	400	30		350	0.37	20	5	20	10	SOD-123
B0540W	400	40		350	0.37	20	5	30	10	SOD-123
SD103AW	400	40		350	0.6	200	5	30	10	SOD-123
SD103BW	400	30		350	0.6	200	5	20	10	SOD-123
SD103CW	400	20		350	0.6	200	5	10	10	SOD-123
FM102H	600	20	1000	625	0.45	1000	1000	20		SOD-123
RSX101VA-30	250	30	1000		0.55	1000	1000	30		SOD-123
MBR130		30		1000	0.45	700	60	30		SOD-123
MBR120ESF	250	20	1000		0.6	1000	1000	20		SOD-123
MBR120LSF	250	20	1000		0.6	1000	1000	20		SOD-123
MBR140SF	250	40	1000		0.6	1000	1000	20		SOD-123
MBR140LSF	250	40	1000		0.6	1000	1000	20		SOD-123
MMSD301	225	30			0.52	10	0.2	25		SOD-123
RB060M-30	225	30	1500	625	0.55	1500	1000	30		SOD-123
RB160M-30	250		1000		0.6	1000	1000	30		SOD-123
RB160M-40	250		1000		0.6	1000	1000	40		SOD-123
RB161M-20	250	20	1000		0.6	1000	1000	20		SOD-123
SD101AWS	200	60		15	1	15	0.2	50	1	SOD-323
SD101BWS	200	50		15	0.95	15	0.2	40	1	SOD-323
SD101CWS	200	40		15	0.9	15	0.2	30	1	SOD-323

PARAMETER / TYPE	PD	V_{RRM}	I_O	I_F	V_F		I_R		T_{RR}	Package
						I_F		V_R		
	mW	V	V	mA	V	mA	μA	V	NS	
1SS357		45	200	1	0.6	100	5	40		SOD-323
RB5712		40	30		0.37	1	0.5	30		SOD-323
BAS70WS	200	70		70	1	15	0.1	50	5	SOD-323
SD107WS	250	30		100	0.8	100	1	25		SOD-323
KDR367		45	100		0.6	100	5	40		SOD-323
MA728	400	30		150	0.8	200	5	30	10	SOD-323
BAT46WS	200	100		150	0.45	10	2	75		SOD-323
BAS40WS	200	40		200	1	40	0.2	30	5	SOD-323
BAT42WS	200	30	100	200	0.4	10	0.5	25	5	SOD-323
BAT43WS	200	30	100	200	0.45	15	0.5	25	5	SOD-323
BAT54WS	200	30	100	200	1	100	2	25	5	SOD-323
BAT54H	200	30		300	0.6	200	5	30	10	SOD-323
MA729	200	30		300	0.6	200	5	30	10	SOD-323
B0520WS	400	20		350	0.6	200	5	10	10	SOD-323
B0530WS	400	30		350	0.6	200	5	20	10	SOD-323
B0540WS	400	40		350	0.6	200	5	30	10	SOD-323
B5817WS	250	20	1	20	0.75	3000	1000	20		SOD-323
B5818WS	250	30	1	20	0.875	3000	1000	30		SOD-323
B5819WS	250	40	1	20	0.9	3000	1000	40		SOD-323
B5819WSSL	250	40	1	20	0.9	3000	1000	40		SOD-323
SD103AWS	200	40		350	0.6	200	5	30	10	SOD-323
SD103BWS	200	30		350	0.6	200	5	20	10	SOD-323
SD103CWS	200	20		350	0.6	200	5	10	10	SOD-323
BAT760		30	500		0.47	500	100	20		SOD-323
RB160VA-40	250	40	1000		0.45	1000	1000	20		SOD-323
RB161VA-20	250	20	1000		0.45	1000	1000	20		SOD-323
RB751S-40	150	40	100	30	0.37	1	0.5	30		SOD-523
1SS387	150	80	100	100	1.2	100	0.5	80		SOD-523
1SS388	150	40		100	0.6	50	5	10		SOD-523
RB520S-40	150	40	200		0.55	100	10	40		SOD-523
RB520S-30	200	30	200	200	0.6	200	1	10		SOD-523
RB521S-30		30	200	200	0.5	200	30	10		SOD-523
BAT54XV2		30	200		0.5	200	30	10		SOD-523
BAT64-02W	200	40		250	0.6	200	5	30	10	SOD-523
SDM20U40	400	40		250	0.6	200	5	30	10	SOD-523
HSC226	400	40		350	0.6	200	5	30	10	SOD-523
SD103AX	400	40		350	0.6	200	5	30	10	SOD-523
SD103BX	400	30		350	0.6	200	5	20	10	SOD-523
SD103CX	400	20		350	0.6	200	5	10	10	SOD-523
RB520G-30		30	100		0.45	10	0.5	10		SOD-723
SBK1040E		40		1000	0.49	1000	100	40		SOD-882

PARAMETER / TYPE	PD	PIN ARRAY	V_{RRM}	I_F	V_F		I_R		T_{RR}	Package
						I_F		V_R		
	mW	V	V	mA	V	mA	μA	V	NS	
BAS70	200	壹陽三陰	70	70	1	15	0.1	50	5	SOT-23
BAS70-04	200	串聯壹陽	70	70	1	15	0.1	50	5	SOT-23
BAS70-05	200	共陰三陰	70	70	1	15	0.1	50	5	SOT-23
BAS70-06	200	共陽三陽	70	70	1	15	0.1	50	5	SOT-23
CMPSH-3	350	壹陽三陰	30	100	1	100	0.5	25	5	SOT-23
CMPSH-3A	350	共陽三陽	30	100	1	100	0.5	25	5	SOT-23
CMPSH-3C	350	共陽三陰	30	100	1	100	0.5	25	5	SOT-23
CMPSH-3S	350	串聯壹陽	30	100	1	100	0.5	25	5	SOT-23
BAS40	350	壹陽三陰	40	200	1	40	0.2	30	5	SOT-23
BAS40-04	350	串聯壹陽	40	200	1	40	0.2	30	5	SOT-23
BAS40-05	350	共陰三陰	40	200	1	40	0.2	30	5	SOT-23
BAS40-06	350	共陽三陽	40	200	1	40	0.2	30	5	SOT-23
BAT54	200	壹陽三陰	30	200	1	100	2	25	5	SOT-23
BAT54A	200	共陽三陽	30	200	1	100	2	25	5	SOT-23
BAT54C	200	共陰三陰	30	200	1	100	2	25	5	SOT-23
BAT54S	200	串聯壹陽	30	200	1	100	2	25	5	SOT-23
RB717F		共陽三陽	40	30	0.37	1	1	10		SOT-323
BAS40W	200	壹陽三陰	40	200	1	40	0.2	30	5	SOT-323
BAS40W-04	200	串聯壹陽	40	200	1	40	0.2	30	5	SOT-323
BAS40W-05	200	共陽三陰	40	200	1	40	0.2	30	5	SOT-323
BAS40W-06	200	共陽三陽	40	200	1	40	0.2	30	5	SOT-323
BAS70W-04	200	串聯壹陽	70	70	1	15	0.1	50	5	SOT-323
BAS70W-05	200	共陽三陰	70	70	1	15	0.1	50	5	SOT-323
BAT54W	200	壹陽三陰	30	200	1	100	2	25	5	SOT-323
BAT54AW	200	共陽三陽	30	200	1	100	2	25	5	SOT-323
BAT54CW	200	共陽三陰	30	200	1	100	2	25	5	SOT-323
BAT54SW	200	串聯壹陽	30	200	1	100	2	25	5	SOT-323
BAT54DW	200		30	600	1	100	2	25	5	SOT-363
BAT54BRW	200		30	600	1	100	2	25	5	SOT-363
BAT54ADW	200		30	600	1	100	2	25	5	SOT-363
BAT54CDW	200		30	600	1	100	2	25	5	SOT-363
BAT54SDW	200		30	600	1	100	2	25	5	SOT-363

PARAMETER / TYPE	V_{RRM}	$I_{(AV)}$	I_{FSM}	V_F		I_R		Package
					I_F		V_R	
	V	A	A	V	A	mA	V	
MBRD340	40	3	80	0.6	3	0.5	40	TO-252
MBRD345	45	3	80	0.6	3	0.5	45	TO-252
MBRD360	60	3	80	0.7	3	0.5	60	TO-252
MBRD3100	100	3	80	0.85	3	0.5	100	TO-252
MBRD3150	150	3	80	0.9	3	0.5	150	TO-252
MBRD3200	200	3	80	0.92	3	0.5	200	TO-252
MBRD540	40	5	150	0.6	5	0.5	40	TO-252
MBRD545	45	5	150	0.6	5	0.5	45	TO-252
MBRD560	60	5	150	0.7	5	0.5	60	TO-252
MBRD5100	100	5	150	0.85	5	0.5	100	TO-252
MBRD5150	150	5	150	0.9	5	0.5	150	TO-252
MBRD5200	200	5	150	0.92	5	0.5	200	TO-252
MBRD840	40	8	150	0.6	8	0.5	40	TO-252
MBRD845	45	8	150	0.6	8	0.5	45	TO-252
MBRD860	60	8	150	0.7	8	0.5	60	TO-252
MBRD8100	100	8	150	0.85	8	0.5	100	TO-252
MBRD8150	150	8	150	0.9	8	0.5	150	TO-252
MBRD8200	200	8	150	0.92	8	0.5	200	TO-252

PARAMETER / TYPE	V_{RRM}	$I_{(AV)}$	I_{FSM}	V_F		I_R		Package
					I_F		V_R	
	V	A	A	V	A	mA	V	
MBRD1040	40	10	150	0.6	10	0.5	40	TO-252
MBRD1045	45	10	150	0.6	10	0.5	45	TO-252
MBRD1060	60	10	150	0.7	10	0.5	60	TO-252
MBRD10100	100	10	150	0.85	10	0.5	100	TO-252
MBRD10150	150	10	150	0.9	10	0.5	150	TO-252
MBRD10200	200	10	150	0.92	10	0.5	200	TO-252
MBRD2040	40	20	120	0.6	10	0.1	40	TO-252
MBRD2045	45	20	120	0.6	10	0.1	45	TO-252
MBRD2060	60	20	120	0.7	10	0.1	60	TO-252
MBRD20100	100	20	120	0.85	10	0.1	100	TO-252
MBRD20150	150	20	120	0.9	10	0.1	150	TO-252
MBRD20200	200	20	120	0.92	10	0.1	200	TO-252
Q-SSC0865	650	8	42	1.7	10	0.045	650	TO-252
Q-SSC1065	650	10	46	1.7	10	0.05	650	TO-252
Q-SSC1565	650	15	63	1.7	10	0.055	650	TO-252

PARAMETER / TYPE	PIN ARRAY	V_{RRM}	I_F	I_{FSM}	V_F		I_R		Package
						I_F		V_R	
	V	V	A	A	V	mA	mA	V	
MBR1040CT	共陰	40	10	100	0.7	10	0.1	40	TO-220
MBR1045CT	共陰	45	10	100	0.7	10	0.1	45	TO-220
MBR1060CT	共陰	60	10	100	0.75	10	0.1	60	TO-220
MBR10100CT	共陰	100	10	100	0.85	10	0.05	100	TO-220
MBR10150CT	共陰	150	10	100	0.9	10	0.05	150	TO-220
MBR10200CT	共陰	200	10	100	0.92	10	0.05	200	TO-220
MBR2040CT	共陰	40	20	150	0.7	20	0.1	40	TO-220
MBR2045CT	共陰	45	20	150	0.7	20	0.1	45	TO-220
MBR2060CT	共陰	60	20	150	075	20	0.1	60	TO-220
MBR20100CT	共陰	100	20	150	0.85	20	0.05	100	TO-220
MBR20150CT	共陰	150	20	150	0.9	20	0.05	150	TO-220
MBR20200CT	共陰	200	20	150	0.92	20	0.05	200	TO-220
MBR20L300CT	共陰	300	20	150	0.98	20	0.005	300	TO-220
MBR3040CT	共陰	40	30	200	0.7	30	0.1	40	TO-220
MBR3045CT	共陰	45	30	200	0.7	30	0.1	45	TO-220
MBR3060CT	共陰	60	30	200	0.75	30	0.1	60	TO-220
MBR30100CT	共陰	100	30	200	0.85	30	0.05	100	TO-220
MBR30150CT	共陰	150	30	200	0.9	30	0.05	150	TO-220
MBR30200CT	共陰	200	30	200	0.92	30	0.05	200	TO-220
MBR4040CT	共陰	40	40	250	0.7	40	0.1	40	TO-220
MBR4045CT	共陰	45	40	250	0.7	40	0.1	45	TO-220
MBR4060CT	共陰	60	40	250	0.75	40	0.1	60	TO-220
MBR40100CT	共陰	100	40	250	0.85	40	0.05	100	TO-220
MBR40150CT	共陰	150	40	250	0.9	40	0.05	150	TO-220
MBR40200CT	共陰	200	40	250	0.92	40	0.05	200	TO-220

PARAMETER / TYPE	PIN ARRAY	V_{RRM}	I_F	I_{FSM}	V_F		I_R		Package
						I_F		V_R	
	V	V	A	A	V	mA	mA	V	
MBR1040CTF	共陰	40	10	100	0.7	10	0.1	40	TO-220F
MBR1045CTF	共陰	45	10	100	0.7	10	0.1	45	TO-220F
MBR1060CTF	共陰	60	10	100	0.75	10	0.1	60	TO-220F
MBR10100CTF	共陰	100	10	100	0.85	10	0.05	100	TO-220F
MBR10150CTF	共陰	150	10	100	0.9	10	0.05	150	TO-220F
MBR10200CTF	共陰	200	10	100	0.92	10	0.05	200	TO-220F
MBR2040CTF	共陰	40	20	150	0.7	20	0.1	40	TO-220F
MBR2045CTF	共陰	45	20	150	0.7	20	0.1	45	TO-220F
MBR2060CTF	共陰	60	20	150	0.75	20	0.1	60	TO-220F
MBR20100CTF	共陰	100	20	150	0.85	20	0.05	100	TO-220F
MBRF20100CTL		100	20	150	0.9	10000	1	100	TO-220F
MBR20150CTF	共陰	150	20	150	0.9	20	0.05	150	TO-220F
MBR20200CTF	共陰	200	20	150	0.92	20	0.05	200	TO-220F
MBRF20150CTATF	共陽	150	20	150	0.92	20	0.02	150	TO-220F
MBR20L300CTF	共陰	300	20	150	0.98	20	0.005	300	TO-220F
MBR3040CTF	共陰	40	30	200	0.7	30	0.1	40	TO-220F
MBR3045CTF	共陰	45	30	200	0.7	30	0.1	45	TO-220F
MBR3060CTF	共陰	60	30	200	0.75	30	0.1	60	TO-220F
MBR30100CTF	共陰	100	30	200	0.85	30	0.05	100	TO-220F
MBR30150CTF	共陰	150	30	200	0.9	30	0.05	150	TO-220F
MBR30200CTF	共陰	200	30	200	0.92	30	0.05	200	TO-220F
MBRF40150AT		150	40		0.73	10000	0.01	150	TO-220F
MBR4040CTF	共陰	40	40	250	0.7	40	0.1	40	TO-220F
MBR4045CTF	共陰	45	40	250	0.7	40	0.1	45	TO-220F
MBR4060CTF	共陰	60	40	250	0.75	40	0.1	60	TO-220F
MBR40100CTF	共陰	100	40	250	0.85	40	0.05	100	TO-220F
MBR40150CTF	共陰	150	40	250	0.9	40	0.5	150	TO-220F
MBR40200CTF	共陰	200	40	250	0.92	40	0.05	200	TO-220F
Q-SSC0865-TF		650	8	42	1.7	10000	0.045	650	TO-220F-2L
Q-SSC1065-TF		650	10	46	1.7	10000	0.05	650	TO-220F-2L
Q-SSC1565-TF		650	15	63	1.7	10000	0.055	650	TO-220F-2L

GENERAL RECTIFIER DIODES

PARAMETER / TYPE	V_{RRM}	$I_{(AV)}$	I_{FSM}	V_F		I_R		Package
					I_F		V_R	
	V	A	A	V	A	μA	V	
1N4001F	50	1	30	1.1	1	5	50	SMAF
1N4002F	100	1	30	1.1	1	5	100	SMAF
1N4003F	200	1	30	1.1	1	5	200	SMAF
1N4004F	400	1	30	1.1	1	5	400	SMAF
1N4005F	600	1	30	1.1	1	5	600	SMAF
1N4006F	800	1	30	1.1	1	5	800	SMAF
1N4007F	1000	1	30	1.1	1	5	1000	SMAF

PARAMETER / TYPE	V_{RRM}	$I_{(AV)}$	I_{FSM}	V_F		I_R		Package
					I_F		V_R	
	V	A	A	V	A	μA	V	
S1AF	50	1	25	1.1	1	5	50	SMAF
S1BF	100	1	25	1.1	1	5	100	SMAF
S1DF	200	1	25	1.1	1	5	200	SMAF
S1GF	400	1	25	1.1	1	5	400	SMAF
S1JF	600	1	25	1.1	1	5	600	SMAF
S1KF	800	1	25	1.1	1	5	800	SMAF
S1MF	1000	1	25	1.1	1	5	1000	SMAF
S2AF	50	2	60	1.1	2	5	50	SMAF
S2BF	100	2	60	1.1	2	5	100	SMAF
S2DF	200	2	60	1.1	2	5	200	SMAF
S2GF	400	2	60	1.1	2	5	400	SMAF
S2JF	600	2	60	1.1	2	5	600	SMAF
S2KF	800	2	60	1.1	2	5	800	SMAF
S2MF	1000	2	60	1.1	2	5	1000	SMAF
S3AF	50	3	100	1.2	3	5	50	SMAF
S3BF	100	3	100	1.2	3	5	100	SMAF
S3DF	200	3	100	1.2	3	5	200	SMAF
S3GF	400	3	100	1.2	3	5	400	SMAF
S3JF	600	3	100	1.2	3	5	600	SMAF
S3KF	800	3	100	1.2	3	5	800	SMAF
S3MF	1000	3	100	1.2	3	5	1000	SMAF
S2ABF	50	2	60	1.1	2	5	50	SMBF
S2BBF	100	2	60	1.1	2	5	100	SMBF
S2DBF	200	2	60	1.1	2	5	200	SMBF
S2GBF	400	2	60	1.1	2	5	400	SMBF
S2JBF	600	2	60	1.1	2	5	600	SMBF
S2KBF	800	2	60	1.1	2	5	800	SMBF
S2MBF	1000	2	60	1.1	2	5	1000	SMBF
S3ABF	50	3	100	1.1	3	5	50	SMBF
S3BBF	100	3	100	1.1	3	5	100	SMBF
S3DBF	200	3	100	1.1	3	5	200	SMBF
S3GBF	400	3	100	1.1	3	5	400	SMBF
S3JBF	600	3	100	1.1	3	5	600	SMBF
S3KBF	800	3	100	1.1	3	5	800	SMBF
S3MBF	1000	3	100	1.1	3	5	1000	SMBF
S5ABF	50	5	150	1.1	5	5	50	SMBF
S5BBF	100	5	150	1.1	5	5	100	SMBF
S5DBF	200	5	150	1.1	5	5	200	SMBF
S5GBF	400	5	150	1.1	5	5	400	SMBF
S5JBF	600	5	150	1.1	5	5	600	SMBF
S5KBF	800	5	150	1.1	5	5	800	SMBF
S5MBF	1000	5	150	1.1	5	5	1000	SMBF
1SR154-400	400	1	30	1.1	1	10	400	SMA
1SR154-600	600	1	30	1.1	1	10	600	SMA
1N4001G	50	1	30	1.1	1	5	50	SMA
1N4002G	100	1	30	1.1	1	5	100	SMA
1N4004G	400	1	30	1.1	1	5	400	SMA
1N4007G	1000	1	30	1.1	1	5	1000	SMA
GS1AG	50	1	30	1.1	1	5	50	SMA
GS1BG	100	1	30	1.1	1	5	100	SMA
GS1DG	200	1	30	1.1	1	5	200	SMA
GS1GG	400	1	30	1.1	1	5	400	SMA
GS1JG	600	1	30	1.1	1	5	600	SMA
GS1KG	800	1	30	1.1	1	5	800	SMA
GS1MG	1000	1	30	1.1	1	5	1000	SMA

PARAMETER / TYPE	V_{RRM}	$I_{(AV)}$	I_{FSM}	V_F		I_R		Package
					I_F		V_R	
	V	A	A	V	A	μA	V	
S1AG	50	1	35	1.1	1	5	50	SMA
S1BG	100	1	35	1.1	1	5	100	SMA
S1DG	200	1	35	1.1	1	5	200	SMA
S1GG	400	1	35	1.1	1	5	400	SMA
S1JG	600	1	35	1.1	1	5	600	SMA
S1KG	800	1	35	1.1	1	5	800	SMA
S1MG	1000	1	35	1.1	1	5	1000	SMA
S2AG	50	2	70	1.1	2	5	50	SMA
S2BG	100	2	70	1.1	2	5	100	SMA
S2DG	200	2	70	1.1	2	5	200	SMA
S2GG	400	2	70	1.1	2	5	400	SMA
S2JG	600	2	70	1.1	2	5	600	SMA
S2KG	800	2	70	1.1	2	5	800	SMA
S2MG	1000	2	70	1.1	2	5	1000	SMA
S2ABG	50	2	60	1.1	2	5	50	SMB
S2BBG	100	2	60	1.1	2	5	100	SMB
S2DBG	200	2	60	1.1	2	5	200	SMB
S2GBG	400	2	60	1.1	2	5	400	SMB
S2JBG	600	2	60	1.1	2	5	600	SMB
S2KBG	800	2	60	1.1	2	5	800	SMB
S2MBG	1000	2	60	1.1	2	5	1000	SMB
S3ABG	50	3	90	1.1	3	5	50	SMB
S3BBG	100	3	90	1.1	3	5	100	SMB
S3DBG	200	3	90	1.1	3	5	200	SMB
S3GBG	400	3	90	1.1	3	5	400	SMB
S3JBG	600	3	90	1.1	3	5	600	SMB
S3KBG	800	3	90	1.1	3	5	800	SMB
S3MBG	1000	3	90	1.1	3	5	1000	SMB
S3ACG	50	3	90	1	3	5	50	SMC
S3BCG	100	3	90	1	3	5	100	SMC
S3DCG	200	3	90	1	3	5	200	SMC
S3GCG	400	3	90	1	3	5	400	SMC
S3JCG	600	3	90	1	3	5	600	SMC
S3KCG	800	3	90	1	3	5	800	SMC
S3MCG	1000	3	90	1	3	5	1000	SMC
S5ACG	50	5	120	1	5	5	50	SMC
S5BCG	100	5	120	1	5	5	100	SMC
S5DCG	200	5	120	1	5	5	200	SMC
S5GCG	400	5	120	1	5	5	400	SMC
S5JCG	600	5	120	1	5	5	600	SMC
S5KCG	800	5	120	1	5	5	800	SMC
S5MCG	1000	5	120	1	5	5	1000	SMC
S6ACG	50	6	150	1.15	6	5	50	SMC
S6BCG	100	6	150	1.15	6	5	100	SMC
S6DCG	200	6	150	1.15	6	5	200	SMC
S6GCG	400	6	150	1.15	6	5	400	SMC
S6JCG	600	6	150	1.15	6	5	600	SMC
S6KCG	800	6	150	1.15	6	5	800	SMC
S6MCG	1000	6	150	1.15	6	5	1000	SMC

PARAMETER / TYPE	V_{RRM}	$I_{(AV)}$	I_{FSM}	V_F		I_R		Package
					I_F		V_R	
	V	A	A	V	A	μA	V	
S10ACG	50	10	200	1	10	5	50	SMC
S10BCG	100	10	200	1	10	5	100	SMC
S10DCG	200	10	200	1	10	5	200	SMC
S10GCG	400	10	200	1	10	5	400	SMC
S10JCG	600	10	200	1	10	5	600	SMC
S10KCG	800	10	200	1	10	5	800	SMC
S10MCG	1000	10	200	1	10	5	1000	SMC
DFLS140L	40	1	40	0.55	1	0.3	40	SOD-123FL
1N4001W	50	1	25	1.1	1	5	50	SOD-123FL
1N4004W	400	1	25	1.1	1	5	400	SOD-123FL
1N4007W	1000	1	25	1.1	1	5	1000	SOD-123FL
SOD4007	1000	1	30	1.1	1	5	1000	SOD-123FL
SK4001WA	50	1	25	1.1	1	5	50	SOD-123FL
SK4002WA	100	1	25	1.1	1	5	100	SOD-123FL
SK4003WA	200	1	25	1.1	1	5	200	SOD-123FL
SK4004WA	400	1	25	1.1	1	5	400	SOD-123FL
SK4005WA	600	1	25	1.1	1	5	600	SOD-123FL
SK4006WA	800	1	25	1.1	1	5	800	SOD-123FL
SK4007WA	1000	1	25	1.1	1	5	1000	SOD-123FL
SKR1AWA	50	1	30	1.1	1	5	50	SOD-123FL
SKR1BWA	100	1	30	1.1	1	5	100	SOD-123FL
SKR1DWA	200	1	30	1.1	1	5	200	SOD-123FL
SKR1GWA	400	1	30	1.1	1	5	400	SOD-123FL
SKR1JWA	600	1	30	1.1	1	5	600	SOD-123FL
SKR1KWA	800	1	30	1.1	1	5	800	SOD-123FL
SKR1MWA	1000	1	30	1.1	1	5	1000	SOD-123FL
DSR1AW	50	1	30	1.1	1	5	50	SOD-123FL
DSR1BW	100	1	30	1.1	1	5	100	SOD-123FL
DSR1DW	200	1	30	1.1	1	5	200	SOD-123FL
DSR1GW	400	1	30	1.1	1	5	400	SOD-123FL
DSR1JW	600	1	30	1.1	1	5	600	SOD-123FL
DSR1KW	800	1	30	1.1	1	5	800	SOD-123FL
DSR1MW	1000	1	30	1.1	1	5	1000	SOD-123FL
S2AW	50	2	50	1.1	2	5	50	SOD-123FL
S2BW	100	2	50	1.1	2	5	100	SOD-123FL
S2DW	200	2	50	1.1	2	5	200	SOD-123FL
S2GW	400	2	50	1.1	2	5	400	SOD-123FL
S2JW	600	2	50	1.1	2	5	600	SOD-123FL
S2KW	800	2	50	1.1	2	5	800	SOD-123FL
S2MW	1000	2	50	1.1	2	5	1000	SOD-123FL

PARAMETER / TYPE	V_{RRM}	$I_{(AV)}$	I_{FSM}	V_F		I_R		T_{RR}	Package
					I_F		V_R		
	V	A	A	V	A	μA	V	μs	
SGP1A	50	1	15	1.1	1	5	50	1.8	SOD-323
SGP2A	100	1	15	1.1	1	5	100	1.8	SOD-323
SGP3A	200	1	15	1.1	1	5	200	1.8	SOD-323
SGP4A	400	1	15	1.1	1	5	400	1.8	SOD-323
SGP5A	600	1	15	1.1	1	5	600	1.8	SOD-323
SGP6A	800	1	15	1.1	1	5	800	1.8	SOD-323
SGP7A	1000	1	15	1.1	1	5	1000	1.8	SOD-323

SMALL SIGNAL RECTIFIER DIODES

PARAMETER / TYPE	$I_{(AV)}$	I_{FSM}	V_F		I_R		Package Outline
				I_F		V_R	
	V	A	V	A	μA	V	
2CZ4007	1	15	1.1	1	5	1000	SOD-123
S08JWS	1	7.5	1.1	1	5	600	SOD-323

FAST RECOVERY RECTIFIERS

PARAMETER / TYPE	V_{RRM}	$I_{(AV)}$	I_{FSM}	V_F		I_R		T_{RR}	Package
					I_F		V_R		
	V	A	A	V	A	μA	V	NS	
RS1AF	50	1	30	1.3	1	5	50	150	SMAF
RS1BF	100	1	30	1.3	1	5	100	150	SMAF
RS1DF	200	1	30	1.3	1	5	200	150	SMAF
RS1GF	400	1	30	1.3	1	5	400	150	SMAF
RS1JF	600	1	30	1.3	1	5	600	250	SMAF
RS1KF	800	1	30	1.3	1	5	800	500	SMAF
RS1MF	1000	1	30	1.3	1	5	1000	500	SMAF
RS2AF	50	2	50	1.3	2	5	50	150	SMAF
RS2BF	100	2	50	1.3	2	5	100	150	SMAF
RS2DF	200	2	50	1.3	2	5	200	150	SMAF
RS2GF	400	2	50	1.3	2	5	400	150	SMAF
RS2JF	600	2	50	1.3	2	5	600	250	SMAF
RS2KF	800	2	50	1.3	2	5	800	500	SMAF
RS2MF	1000	2	50	1.3	2	5	1000	500	SMAF
RS3AF	50	3	100	1.3	3	5	50	150	SMAF
RS3BF	100	3	100	1.3	3	5	100	150	SMAF
RS3DF	200	3	100	1.3	3	5	200	150	SMAF
RS3GF	400	3	100	1.3	3	5	400	150	SMAF
RS3JF	600	3	100	1.3	3	5	600	250	SMAF
RS3KF	800	3	100	1.3	3	5	800	250	SMAF
RS3MF	1000	3	100	1.3	3	5	1000	250	SMAF
RS2ABF	50	2	50	1.3	2	5	50	150	SMBF
RS2BBF	100	2	50	1.3	2	5	100	150	SMBF
RS2DBF	200	2	50	1.3	2	5	200	150	SMBF
RS2GBF	400	2	50	1.3	2	5	400	150	SMBF
RS2JBF	600	2	50	1.3	2	5	600	250	SMBF
RS2KBF	800	2	50	1.3	2	5	800	500	SMBF
RS2MBF	1000	2	50	1.3	2	5	1000	500	SMBF
RS3ABF	50	3	100	1.3	3	5	50	150	SMBF
RS3BBF	100	3	100	1.3	3	5	100	150	SMBF
RS3DBF	200	3	100	1.3	3	5	200	150	SMBF
RS3GBF	400	3	100	1.3	3	5	400	150	SMBF
RS3JBF	600	3	100	1.3	3	5	600	250	SMBF
RS3KBF	800	3	100	1.3	3	5	800	250	SMBF

PARAMETER / TYPE	V_{RRM}	$I_{(AV)}$	I_{FSM}	V_F		I_R		T_{RR}	Package
					I_F		V_R		
	V	A	A	V	A	μA	V	NS	
RS3MBF	1000	3	100	1.3	3	5	1000	250	SMBF
RS5ABF	50	5	125	1.3	3	5	50	150	SMBF
RS5BBF	100	5	125	1.3	3	5	100	150	SMBF
RS5DBF	200	5	125	1.3	3	5	200	150	SMBF
RS5GBF	400	5	125	1.3	3	5	400	150	SMBF
RS5JBF	600	5	125	1.3	3	5	600	250	SMBF
RS5KBF	800	5	125	1.3	3	5	800	250	SMBF
RS5MBF	1000	5	125	1.3	3	5	1000	250	SMBF
RS1AG	50	1	30	1.3	1	5	50	150	SMA
RS1BG	100	1	30	1.3	1	5	100	150	SMA
RS1DG	200	1	30	1.3	1	5	200	150	SMA
RS1GG	400	1	30	1.3	1	5	400	150	SMA
RS1JG	600	1	30	1.3	1	5	600	250	SMA
RS1KG	800	1	30	1.3	1	5	800	500	SMA
RS1MG	1000	1	30	1.3	1	5	1000	500	SMA
RS2AG	50	2	50	1.3	2	5	50	150	SMA
RS2BG	100	2	50	1.3	2	5	100	150	SMA
RS2DG	200	2	50	1.3	2	5	200	150	SMA
RS2GG	400	2	50	1.3	2	5	400	150	SMA
RS2JG	600	2	50	1.3	2	5	600	250	SMA
RS2KG	800	2	50	1.3	2	5	800	500	SMA
RS2MG	1000	2	50	1.3	2	5	1000	500	SMA
RS2ABG	50	2	60	1.3	2	5	50	150	SMB
RS2BBG	100	2	60	1.3	2	5	100	150	SMB
RS2DBG	200	2	60	1.3	2	5	200	150	SMB
RS2GBG	400	2	60	1.3	2	5	400	150	SMB
RS2JBG	600	2	60	1.3	2	5	600	250	SMB
RS2KBG	800	2	60	1.3	2	5	800	500	SMB
RS2MBG	1000	2	60	1.3	2	5	1000	500	SMB
RS3ABG	50	3	90	1.3	3	5	50	150	SMB
RS3BBG	100	3	90	1.3	3	5	100	150	SMB
RS3DBG	200	3	90	1.3	3	5	200	150	SMB
RS3GBG	400	3	90	1.3	3	5	400	150	SMB
RS3JBG	600	3	90	1.3	3	5	600	250	SMB
RS3KBG	800	3	90	1.3	3	5	800	500	SMB
RS3MBG	1000	3	90	1.3	3	5	1000	500	SMB
RS5ABG	50	5	120	1.3	5	10	50	150	SMB
RS5BBG	100	5	120	1.3	5	10	100	150	SMB
RS5DBG	200	5	120	1.3	5	10	200	150	SMB
RS5GBG	400	5	120	1.3	5	10	400	150	SMB
RS5JBG	600	5	120	1.3	5	10	600	250	SMB
RS5KBG	800	5	120	1.3	5	10	800	500	SMB
RS5MBG	1000	5	120	1.3	5	10	1000	500	SMB
RS3ACG	50	3	90	1.3	3	5	50	150	SMC
RS3BCG	100	3	90	1.3	3	5	100	150	SMC
RS3DCG	200	3	90	1.3	3	5	200	150	SMC
RS3GCG	400	3	90	1.3	3	5	400	150	SMC
RS3JCG	600	3	90	1.3	3	5	600	250	SMC
RS3KCG	800	3	90	1.3	3	5	800	500	SMC
RS3MCG	1000	3	90	1.3	3	5	1000	500	SMC
RS5ACG	50	5	120	1.3	3	5	50	150	SMC
RS5BCG	100	5	120	1.3	3	5	100	150	SMC
RS5DCG	200	5	120	1.3	3	5	200	150	SMC
RS5GCG	400	5	120	1.3	3	5	400	150	SMC
RS5JCG	600	5	120	1.3	3	5	600	250	SMC
RS5KCG	800	5	120	1.3	3	5	800	500	SMC
RS5MCG	1000	5	120	1.3	3	5	1000	500	SMC

PARAMETER / TYPE	V_{RRM}	$I_{(AV)}$	I_{FSM}	V_F		I_R		T_{RR}	Package
					I_F		V_R		
	V	A	A	V	A	μA	V	NS	
FS1AW	50	1	30	1.3	1	5	50	150	SOD-123FL
FS1BW	100	1	30	1.3	1	5	100	150	SOD-123FL
FS1DW	200	1	30	1.3	1	5	200	150	SOD-123FL
FS1GW	400	1	30	1.3	1	5	400	150	SOD-123FL
FS1JW	600	1	30	1.3	1	5	600	250	SOD-123FL
FS1KW	800	1	30	1.3	1	5	800	500	SOD-123FL
FS1MW	1000	1	30	1.3	1	5	1000	500	SOD-123FL
FR101W	50	1	25	1.3	1	5	50	150	SOD-123FL
FR102W	100	1	25	1.3	1	5	100	150	SOD-123FL
FR103W	200	1	25	1.3	1	5	200	150	SOD-123FL
FR104W	400	1	25	1.3	1	5	400	150	SOD-123FL
FR105W	600	1	25	1.3	1	5	600	250	SOD-123FL
FR106W	800	1	25	1.3	1	5	800	500	SOD-123FL
FR107W	1000	1	25	1.3	1	5	1000	500	SOD-123FL
RS2AW	50	2	50	1.3	2	5	50	150	SOD-123FL
RS2BW	100	2	50	1.3	2	5	100	150	SOD-123FL
RS2DW	200	2	50	1.3	2	5	200	150	SOD-123FL
RS2GW	400	2	50	1.3	2	5	400	150	SOD-123FL
RS2JW	600	2	50	1.3	2	5	600	250	SOD-123FL
RS2KW	800	2	50	1.3	2	5	800	500	SOD-123FL
RS2MW	1000	2	50	1.3	2	5	1000	500	SOD-123FL
1N4148WE	100	0.15	4	1.25	0.15	1	75	4	SOD-123HE
1N4148WSE	100	0.15	4	1.25	0.15	1	75	4	SOD-123HE

HIGH EFFICIENCY RECTIFIERS

PARAMETER / TYPE	V_{RRM}	$I_{(AV)}$	I_{FSM}	V_F		I_R		T_{RR}	Package
					I_F		V_R		
	V	A	A	V	A	μA	V	NS	
US1AF	50	1	25	1	1	5	50	50	SMAF
US1BF	100	1	25	1	1	5	100	50	SMAF
US1DF	200	1	25	1	1	5	200	50	SMAF
US1GF	400	1	25	1.4	1	5	400	50	SMAF
US1JF	600	1	25	1.7	1	5	600	75	SMAF
US1KF	800	1	25	1.7	1	5	800	75	SMAF
US1MF	1000	1	25	1.7	1	5	1000	75	SMAF

PARAMETER / TYPE	V_{RRM}	$I_{(AV)}$	I_{FSM}	V_F		I_R		T_{RR}	Package
					I_F		V_R		
	V	A	A	V	A	μA	V	NS	
US2AF	50	2	50	1	1	5	50	50	SMAF
US2BF	100	2	50	1	1	5	100	50	SMAF
US2DF	200	2	50	1	1	5	200	50	SMAF
US2GF	400	2	50	1.4	1	5	400	50	SMAF
US2JF	600	2	50	1.7	1	5	600	75	SMAF
US2KF	800	2	50	1.7	1	5	800	75	SMAF
US2MF	1000	2	50	1.7	1	5	1000	75	SMAF
US3AF	50	3	100	1	3	5	50	75	SMAF
US3BF	100	3	100	1	3	5	100	75	SMAF
US3DF	200	3	100	1	3	5	200	75	SMAF
US3GF	400	3	100	1.4	3	5	400	75	SMAF
US3JF	600	3	100	1.7	3	5	600	75	SMAF
US3KF	800	3	100	1.7	3	5	800	75	SMAF
US3MF	1000	3	100	1.7	3	5	1000	75	SMAF
US2ABF	50	2	55	1	2	5	50	50	SMBF
US2BBF	100	2	55	1	2	5	100	50	SMBF
US2DBF	200	2	55	1	2	5	200	50	SMBF
US2GBF	400	2	55	1.3	2	5	400	50	SMBF
US2JBF	600	2	50	1.6	2	5	600	75	SMBF
US2KBF	800	2	50	1.6	2	5	800	75	SMBF
US2MBF	1000	2	50	1.6	2	5	1000	75	SMBF
US3ABF	50	3	100	1	3	5	50	50	SMBF
US3BBF	100	3	100	1	3	5	100	50	SMBF
US3DBF	200	3	100	1	3	5	200	50	SMBF
US3GBF	400	3	100	1.3	3	5	400	50	SMBF
US3JBF	600	3	100	1.6	3	5	600	75	SMBF
US3KBF	800	3	100	1.6	3	5	800	75	SMBF
US3MBF	1000	3	100	1.6	3	5	1000	75	SMBF
US5ABF	50	5	125	1	5	10	50	50	SMBF
US5BBF	100	5	125	1	5	10	100	50	SMBF
US5DBF	200	5	125	1	5	10	200	50	SMBF
US5GBF	400	5	125	1.3	5	10	400	50	SMBF
US5JBF	600	5	125	1.68	5	10	600	75	SMBF
US5KBF	800	5	125	1.68	5	10	800	75	SMBF
US5MBF	1000	5	125	1.68	5	10	1000	75	SMBF
US1AG	50	1	30	1	1	5	50	50	SMA
US1BG	100	1	30	1	1	5	100	50	SMA
US1DG	200	1	30	1	1	5	200	50	SMA
US1GG	400	1	30	1.3	1	5	400	50	SMA
US1JG	600	1	30	1.7	1	5	600	75	SMA
US1KG	800	1	30	1.7	1	5	800	75	SMA
US1MG	1000	1	30	1.7	1	5	1000	75	SMA
US2AG	50	2	70	1	2	5	50	50	SMA
US2BG	100	2	70	1	2	5	100	50	SMA
US2DG	200	2	70	1	2	5	200	50	SMA
US2GG	400	2	70	1.3	2	5	400	50	SMA
US2JG	600	2	75	1.65	2	5	600	75	SMA
US2KG	800	2	75	1.65	2	5	800	75	SMA
US2MG	1000	2	75	1.65	2	5	1000	75	SMA
US2ABG	50	2	50	1	2	5	50	50	SMB
US2BBG	100	2	50	1	2	5	100	50	SMB
US2DBG	200	2	50	1	2	5	200	50	SMB
US2GBG	400	2	50	1.3	2	5	400	50	SMB
US2JBG	600	2	50	1.65	2	5	600	75	SMB
US2KBG	800	2	50	1.65	2	5	800	75	SMB
US2MBG	1000	2	50	1.65	2	5	1000	75	SMB

PARAMETER / TYPE	V_{RRM}	$I_{(AV)}$	I_{FSM}	V_F		I_R		T_{RR}	Package
					I_F		V_R		
	V	A	A	V	A	μA	V	NS	
US3ABG	50	3	90	1	3	5	50	50	SMB
US3BBG	100	3	90	1	3	5	100	50	SMB
US3DBG	200	3	90	1	3	5	200	50	SMB
US3GBG	400	3	90	1.3	3	5	400	50	SMB
US3JBG	600	3	90	1.65	3	5	600	75	SMB
US3KBG	800	3	90	1.65	3	5	800	75	SMB
US3MBG	1000	3	90	1.65	3	5	1000	75	SMB
US5ABG	50	5	100	1	5	5	50	50	SMB
US5BBG	100	5	100	1	5	5	100	50	SMB
US5DBG	200	5	100	1	5	5	200	50	SMB
US5GBG	400	5	100	1.3	5	5	400	50	SMB
US5JBG	600	5	100	1.68	5	5	600	75	SMB
US5KBG	800	5	100	1.68	5	5	800	75	SMB
US5MBG	1000	5	100	1.68	5	5	1000	75	SMB
US3ACG	50	3	90	1	3	5	50	50	SMC
US3BCG	100	3	90	1	3	5	100	50	SMC
US3DCG	200	3	90	1	3	5	200	50	SMC
US3GCG	400	3	90	1.3	3	5	400	50	SMC
US3JCG	600	3	90	1.68	3	5	600	75	SMC
US3KCG	800	3	90	1.68	3	5	800	75	SMC
US3MCG	1000	3	90	1.68	3	5	1000	75	SMC
US5ACG	50	5	120	1	5	5	50	50	SMC
US5BCG	100	5	120	1	5	5	100	50	SMC
US5DCG	200	5	120	1	5	5	200	50	SMC
US5GCG	400	5	120	1.3	5	5	400	50	SMC
US5JCG	600	5	120	1.65	5	5	600	75	SMC
US5KCG	800	5	120	1.65	5	5	800	75	SMC
US5MCG	1000	5	120	1.65	5	5	1000	75	SMC
US8BCG	100	8	150	1	8	10	100	50	SMC
US8DCG	200	8	150	1	8	10	200	50	SMC
US8GCG	400	8	150	1.3	8	10	400	50	SMC
US8JCG	600	8	150	1.7	8	10	600	80	SMC
US8KCG	800	8	150	1.7	8	10	800	80	SMC
US8MCG	1000	8	150	1.7	8	10	1000	80	SMC
US1AW	50	1	25	1	1	5	50	50	SOD-123FL
US1BW	100	1	25	1	1	5	100	50	SOD-123FL
US1DW	200	1	25	1	1	5	200	50	SOD-123FL
US1GW	400	1	25	1.4	1	5	400	50	SOD-123FL
US1JW	600	1	25	1.7	1	5	600	75	SOD-123FL
US1KW	800	1	25	1.7	1	5	800	75	SOD-123FL
US1MW	1000	1	25	1.7	1	5	1000	75	SOD-123FL
US2AW	50	2	50	1	2	5	50	50	SOD-123FL
US2BW	100	2	50	1	2	5	100	50	SOD-123FL
US2DW	200	2	50	1	2	5	200	50	SOD-123FL
US2GW	400	2	50	1.4	2	5	400	50	SOD-123FL
US2JW	600	2	50	1.68	2	5	600	75	SOD-123FL
US2KW	800	2	50	1.68	2	5	800	75	SOD-123FL
US2MW	1000	2	50	1.68	2	5	1000	75	SOD-123FL

SUPER FAST RECTIFIERS

PARAMETER / TYPE	V_{RRM}	$I_{(AV)}$	I_{FSM}	V_F		I_R		T_{RR}	Package
					I_F		V_R		
	V	A	A	V	A	μA	V	NS	
ES1AF	50	1	30	1	1	5	50	35	SMAF
ES1BF	100	1	30	1	1	5	100	35	SMAF
ES1CF	150	1	30	1	1	5	150	35	SMAF
ES1DF	200	1	30	1	1	5	200	35	SMAF
ES1EF	300	1	30	1.25	1	5	300	35	SMAF
ES1GF	400	1	30	1.25	1	5	400	35	SMAF
ES1JF	600	1	30	1.7	1	5	600	35	SMAF
ES2AF	50	2	50	1	2	5	50	35	SMAF
ES2BF	100	2	50	1	2	5	100	35	SMAF
ES2CF	150	2	50	1	2	5	150	35	SMAF
ES2DF	200	2	50	1	2	5	200	35	SMAF
ES2EF	300	2	50	1.25	2	5	300	35	SMAF
ES2GF	400	2	50	1.25	2	5	400	35	SMAF
ES2JF	600	2	50	1.7	2	5	600	35	SMAF
ES3AF	50	3	100	1	3	5	50	35	SMAF
ES3BF	100	3	100	1	3	5	100	35	SMAF
ES3CF	150	3	100	1	3	5	150	35	SMAF
ES3DF	200	3	100	1	3	5	200	35	SMAF
ES3EF	300	3	100	1.25	3	5	300	35	SMAF
ES3GF	400	3	100	1.25	3	5	400	35	SMAF
ES3JF	600	3	100	1.7	3	5	600	35	SMAF
ES2ABF	50	2	50	1	2	5	50	35	SMBF
ES2BBF	100	2	50	1	2	5	100	35	SMBF
ES2CBF	150	2	50	1	2	5	150	35	SMBF
ES2DBF	200	2	50	1	2	5	200	35	SMBF
ES2EBF	300	2	50	1.25	2	5	300	35	SMBF
ES2GBF	400	2	50	1.25	2	5	400	35	SMBF
ES2JBF	600	2	50	1.65	2	5	600	35	SMBF
ES3ABF	50	3	100	1	3	5	50	35	SMBF
ES3BBF	100	3	100	1	3	5	100	35	SMBF
ES3CBF	150	3	100	1	3	5	150	35	SMBF
ES3DBF	200	3	100	1	3	5	200	35	SMBF
ES3EBF	300	3	100	1.25	3	5	300	35	SMBF
ES3GBF	400	3	100	1.25	3	5	400	35	SMBF
ES3JBF	600	3	100	1.65	3	5	600	35	SMBF
ES5ABF	50	5	150	1	5	10	50	35	SMBF
ES5BBF	100	5	150	1	5	10	100	35	SMBF
ES5CBF	150	5	150	1	5	10	150	35	SMBF
ES5DBF	200	5	150	1	5	10	200	35	SMBF
ES5EBF	300	5	135	1.25	5	10	300	35	SMBF
ES5GBF	400	5	135	1.25	5	10	400	35	SMBF
ES5JBF	600	5	135	1.7	5	10	600	35	SMBF

PARAMETER / TYPE	V_{RRM}	$I_{(AV)}$	I_{FSM}	V_F		I_R		T_{RR}	Package
					I_F		V_R		
	V	A	A	V	A	μA	V	NS	
ES1AG	50	1	30	0.95	1	5	50	35	SMA
ES1BG	100	1	30	0.95	1	5	100	35	SMA
ES1CG	150	1	30	0.95	1	5	150	35	SMA
ES1DG	200	1	30	0.95	1	5	200	35	SMA
ES1EG	300	1	30	1.25	1	5	300	35	SMA
ES1GG	400	1	30	1.25	1	5	400	35	SMA
ES1JG	600	1	30	1.25	1	5	600	35	SMA
ES2AG	50	2	50	1	2	5	50	35	SMA
ES2BG	100	2	50	1	2	5	100	35	SMA
ES2CG	150	2	50	1	2	5	150	35	SMA
ES2DG	200	2	50	1	2	5	200	35	SMA
ES2EG	300	2	50	1.25	2	5	300	35	SMA
ES2GG	400	2	50	1.25	2	5	400	35	SMA
ES2JG	600	2	50	1.68	2	5	600	35	SMA
ES2DLG	200	2	40	1	2	5	200	35	SMB
ES2ELG	300	2	40	1.25	2	5	300	35	SMB
ES2GLG	400	2	40	1.25	2	5	400	35	SMB
ES2JLG	200	2	40	1.68	2	5	200	35	SMB
ER2A	50	2	50	0.95	2	5	50	35	SMB
ER2B	100	2	50	0.95	2	5	100	35	SMB
ER2C	150	2	50	0.95	2	5	150	35	SMB
ER2D	200	2	50	0.95	2	5	200	35	SMB
ER2E	300	2	50	1.25	2	5	300	35	SMB
ER2G	400	2	50	1.25	2	5	400	35	SMB
ER2J	600	2	50	1.7	2	5	600	35	SMB
ES2ABG	50	2	60	1	2	5	50	35	SMB
ES2BBG	100	2	60	1	2	5	100	35	SMB
ES2CBG	150	2	60	1	2	5	150	35	SMB
ES2DBG	200	2	60	1	2	5	200	35	SMB
ES2EBG	300	2	60	1.25	2	5	300	35	SMB
ES2GBG	400	2	60	1.25	2	5	400	35	SMB
ES2JBG	600	2	60	1.68	2	5	600	35	SMB
ES3ABG	50	3	90	1	3	5	50	35	SMB
ES3BBG	100	3	90	1	3	5	100	35	SMB
ES3CBG	150	3	90	1	3	5	150	35	SMB
ES3DBG	200	3	90	1	3	5	200	35	SMB
ES3EBG	300	3	90	1.25	3	5	300	35	SMB
ES3GBG	400	3	90	1.25	3	5	400	35	SMB
ES3JBG	600	3	90	1.68	3	5	600	35	SMB
ES5ABG	50	5	100	1	5	5	50	35	SMB
ES5BBG	100	5	100	1	5	5	100	35	SMB
ES5CBG	150	5	100	1	5	5	150	35	SMB
ES5DBG	200	5	100	1	5	5	200	35	SMB
ES5EBG	300	5	100	1.25	5	5	300	35	SMB
ES5GBG	400	5	100	1.25	5	5	400	35	SMB
ES5JBG	600	5	100	1.7	5	5	600	35	SMB

PARAMETER / TYPE	V_{RRM}	$I_{(AV)}$	I_{FSM}	V_F		I_R		T_{RR}	Package
					I_F		V_R		
	V	A	A	V	A	μA	V	NS	
ER3A	50	3	100	0.95	3	5	50	35	SMC
ER3B	100	3	100	0.95	3	5	100	35	SMC
ER3C	150	3	100	0.95	3	5	150	35	SMC
ER3D	200	3	100	0.95	3	5	200	35	SMC
ER3E	300	3	100	1.25	3	5	300	35	SMC
ER3G	400	3	100	1.25	3	5	400	35	SMC
ER3J	600	3	100	1.7	3	5	600	35	SMC
ES3ACG	50	3	90	1	3	5	50	35	SMC
ES3BCG	100	3	90	1	3	5	100	35	SMC
ES3CCG	150	3	90	1	3	5	150	35	SMC
ES3DCG	200	3	90	1	3	5	200	35	SMC
ES3ECG	300	3	90	1.25	3	5	300	35	SMC
ES3GCG	400	3	90	1.25	3	5	400	35	SMC
ES3JCG	600	3	90	1.68	3	5	600	35	SMC
ES5ACG	50	5	120	1	5	5	50	35	SMC
ES5BCG	100	5	120	1	5	5	100	35	SMC
ES5CCG	150	5	120	1	5	5	150	35	SMC
ES5DCG	200	5	120	1	5	5	200	35	SMC
ES5ECG	300	5	120	1.25	5	5	300	35	SMC
ES5GCG	400	5	120	1.25	5	5	400	35	SMC
ES5JCG	600	5	120	1.68	5	5	600	35	SMC
ES8A	50	8	150	1.35	8	10	50	10	SMC
ES8B	100	8	150	1.35	8	10	100	10	SMC
ES8D	200	8	150	1.35	8	10	200	10	SMC
ES8G	400	8	150	1.35	8	10	400	10	SMC
ES8J	600	8	150	1.35	8	10	600	10	SMC
ES1AW	50	1	30	1	1	5	50	35	SOD-123FL
ES1BW	100	1	30	1	1	5	100	35	SOD-123FL
ES1CW	150	1	30	1	1	5	150	35	SOD-123FL
ES1DW	200	1	30	1	1	5	200	35	SOD-123FL
ES1EW	300	1	30	1.25	1	5	300	35	SOD-123FL
ES1GW	400	1	30	1.25	1	5	400	35	SOD-123FL
ES1JW	600	1	30	1.7	1	5	600	35	SOD-123FL
ES2AW	50	2	50	1	2	5	50	35	SOD-123FL
ES2BW	100	2	50	1	2	5	100	35	SOD-123FL
ES2CW	150	2	50	1	2	5	150	35	SOD-123FL
ES2DW	200	2	50	1	2	5	200	35	SOD-123FL
ES2EW	300	2	50	1.25	2	5	300	35	SOD-123FL
ES2GW	400	2	50	1.25	2	5	400	35	SOD-123FL
ES2JW	600	2	50	1.68	2	5	600	35	SOD-123FL
SF501DS	100	5	150	0.95	5	1	100	35	TO-252
SF502DS	200	5	150	0.95	5	1	200	35	TO-252
SF503DS	300	5	150	1.3	5	1	300	35	TO-252
SF504DS	400	5	150	1.3	5	1	400	35	TO-252
SF505DS	500	5	150	1.7	5	1	500	35	TO-252
SF506DS	600	5	150	1.7	5	1	600	35	TO-252
MUR880E	800	8	150	1.7	8	10	800	80	TO-220A
MUR8100E	1000	8	150	1.7	8	10	1000	80	TO-220A

3-PIN SUPER FAST RECTIFIERS

PARAMETER / TYPE	V_{RRM}	$I_{(AV)}$	I_{FSM}	V_F		I_R		T_{RR}	Package
					I_F		V_R		
	V	A	A	V	A	μA	V	NS	
SF301DS	100	3	130	0.95	3	1	100	35	TO-252
SF302DS	200	3	130	0.95	3	1	200	35	TO-252
SF303DS	300	3	130	1.3	3	1	300	35	TO-252
SF304DS	400	3	130	1.3	3	1	400	35	TO-252
SF305DS	500	3	130	1.7	3	1	500	35	TO-252
SF306DS	600	3	130	1.7	3	1	600	35	TO-252
SF307DS	100	5	150	0.95	5	1	100	35	TO-252
SF308DS	200	5	150	0.95	5	1	200	35	TO-252
SF309DS	300	5	150	1.3	5	1	300	35	TO-252
SF310DS	400	5	150	1.3	5	1	400	35	TO-252
SF311DS	500	5	150	1.7	5	1	500	35	TO-252
SF312DS	600	5	150	1.7	5	1	600	35	TO-252
SF313DS	800	5	150	2.3	5	1	800	35	TO-252
SF314DS	100	8	160	0.95	8	1	100	35	TO-252
SF315DS	200	8	160	0.95	8	1	200	35	TO-252
SF316DS	300	8	160	1.3	8	1	300	35	TO-252
SF317DS	400	8	160	1.3	8	1	400	35	TO-252
SF318DS	500	8	160	1.7	8	1	500	35	TO-252
SF319DS	600	8	160	1.7	8	1	600	35	TO-252
SF320DS	100	10	170	0.95	10	1	100	35	TO-252
SF321DS	200	10	170	0.95	10	1	200	35	TO-252
SF322DS	300	10	170	1.3	10	1	300	35	TO-252
SF323DS	400	10	170	1.3	10	1	400	35	TO-252
SF324DS	500	10	170	1.7	10	1	500	35	TO-252
SF325DS	600	10	170	1.7	10	1	600	35	TO-252
MURD1020CE	200	10	50	1	3	10	200	35	TO-252

PARAMETER / TYPE	V_{RRM}	PIN ARRAY	$I_{(AV)}$	I_{FSM}	V_F		I_R		T_{RR}	Package
						I_F		V_R		
	V	V	A	A	V	A	μA	V	NS	
MUR1620CT	200	共陰	16	100	0.975	16	5	200	25	TO-220
MUR1640CT	400	共陰	16	100	1.3	16	10	400	50	TO-220
MUR1660CT	600	共陰	16	100	1.5	16	10	600	50	TO-220
MUR1620AT	200	共陽	16	100	0.975	16	5	200	25	TO-220
MUR1640AT	400	共陽	16	100	1.3	16	10	400	50	TO-220
MUR1660AT	600	共陽	16	100	1.5	16	10	600	50	TO-220
MUR1620FAT	200	共陽	16	100	0.975	16	5	200	25	TO-220F
MUR1640FAT	400	共陽	16	100	1.3	16	10	400	50	TO-220F
MUR1660FAT	600	共陽	16	100	1.5	16	10	600	50	TO-220F
FFA60U60CT	600	共陰	60	360	2.2	60	25	600	90	TO-3PNB

BRIDGE RECTIFIERS

PARAMETER / TYPE	$V_{(DC)}$	I_F	I_{FSM}	V_F		I_R		Package
					I_F		V_R	
	V	A	A	V	A	μA	V	
LUM1B	100	1	35	1.1	1	5	100	UMB
LUM2B	200	1	35	1.1	1	5	200	UMB
LUM4B	400	1	35	1.1	1	5	400	UMB
LUM6B	600	1	35	1.1	1	5	600	UMB
LUM8B	800	1	35	1.1	1	5	800	UMB
LUM10B	1000	1	35	1.1	1	5	1000	UMB
MSB20B	100	2	50	1.1	2	5	100	UMSB
MSB20D	200	2	50	1.1	2	5	200	UMSB
MSB20G	400	2	50	1.1	2	5	400	UMSB
MSB20J	600	2	50	1.1	2	5	600	UMSB
MSB20K	800	2	50	1.1	2	5	800	UMSB
MSB20M	1000	2	50	1.1	2	5	1000	UMSB
MSB30B	100	3	80	1.1	3	5	100	UMSB
MSB30D	200	3	80	1.1	3	5	200	UMSB
MSB30G	400	3	80	1.1	3	5	400	UMSB
MSB30J	600	3	80	1.1	3	5	600	UMSB
MSB30K	800	3	80	1.1	3	5	800	UMSB
MSB30M	1000	3	80	1.1	3	5	1000	UMSB
MSB40B	100	4	95	1.1	4	5	100	UMSB
MSB40D	200	4	95	1.1	4	5	200	UMSB
MSB40G	400	4	95	1.1	4	5	400	UMSB
MSB40J	600	4	95	1.1	4	5	600	UMSB
MSB40K	800	4	95	1.1	4	5	800	UMSB
MSB40M	1000	4	95	1.1	4	5	1000	UMSB
DBF302S	100	3	110	1	3	5	100	DBF
DBF303S	200	3	110	1	3	5	200	DBF
DBF304S	400	3	110	1	3	5	400	DBF
DBF305S	600	3	110	1	3	5	600	DBF
DBF306S	800	3	110	1	3	5	800	DBF
DBF307S	1000	3	110	1	3	5	1000	DBF
ABS1	100	0.8	30	1.1	0.8	5	100	ABS
ABS2	200	0.8	30	1.1	0.8	5	200	ABS
ABS4	400	0.8	30	1.1	0.8	5	400	ABS
ABS6	600	0.8	30	1.1	0.8	5	600	ABS
ABS8	800	0.8	30	1.1	0.8	5	800	ABS
ABS10	1000	0.8	30	1.1	0.8	5	1000	ABS
TB1S	100	0.8	25	1.1	0.8	5	100	ABS
TB2S	200	0.8	25	1.1	0.8	5	200	ABS
TB4S	400	0.8	25	1.1	0.8	5	400	ABS
TB6S	600	0.8	25	1.1	0.8	5	600	ABS
TB8S	800	0.8	25	1.1	0.8	5	800	ABS
TB10S	1000	0.8	25	1.1	0.8	5	1000	ABS
TB1S-10	100	1	35	1.1	1	5	100	ABS
TB2S-10	200	1	35	1.1	1	5	200	ABS
TB4S-10	400	1	35	1.1	1	5	400	ABS
TB6S-10	600	1	35	1.1	1	5	600	ABS
TB8S-10	800	1	35	1.1	1	5	800	ABS
TB10S-10	1000	1	35	1.1	1	5	1000	ABS

PARAMETER / TYPE	$V_{(DC)}$	I_F	I_{FSM}	V_F		I_R		Package
					I_F		V_R	
	V	A	A	V	A	μA	V	
ABS1K	100	1.2	40	1.1	1.2	5	100	ABS
ABS2K	200	1.2	40	1.1	1.2	5	200	ABS
ABS4K	400	1.2	40	1.1	1.2	5	400	ABS
ABS6K	600	1.2	40	1.1	1.2	5	600	ABS
ABS8K	800	1.2	40	1.1	1.2	5	800	ABS
ABS10K	1000	1.2	40	1.1	1.2	5	1000	ABS
ABS201	100	2	50	1	2	5	100	ABS
ABS202	200	2	50	1	2	5	200	ABS
ABS204	400	2	50	1	2	5	400	ABS
ABS206	600	2	50	1	2	5	600	ABS
ABS208	800	2	50	1	2	5	800	ABS
ABS210	1000	2	50	1	2	5	1000	ABS
MB2S	200	0.8	30	1	0.4	5	200	MBS
MB4S	400	0.8	30	1	0.4	5	400	MBS
MB6S	600	0.8	30	1	0.4	5	500	MBS
MB8S	800	0.8	30	1	0.4	5	800	MBS
MB10S	1000	0.8	30	1	0.4	5	1000	MBS
MB12S	1200	0.8	30	1	0.4	5	1200	MBS
HD01	100	0.8	30	1.1	0.8	5	100	MBS
HD02	200	0.8	30	1.1	0.8	5	200	MBS
HD04	400	0.8	30	1.1	0.8	5	400	MBS
HD06	600	0.8	30	1.1	0.8	5	600	MBS
HD08	800	0.8	30	1.1	0.8	5	800	MBS
HD10	1000	0.8	30	1.1	0.8	5	1000	MBS
MB1SK	100	1	35	1.1	1	5	100	MBS
MB2SK	200	1	35	1.1	1	5	200	MBS
MB4SK	400	1	35	1.1	1	5	400	MBS
MB6SK	600	1	35	1.1	1	5	600	MBS
MB8SK	800	1	35	1.1	1	5	800	MBS
MB10SK	1000	1	35	1.1	1	5	1000	MBS
MB1F	100	0.8	25	1.1	0.8	5	100	MBF
MB2F	200	0.8	25	1.1	0.8	5	200	MBF
MB4F	400	0.8	25	1.1	0.8	5	400	MBF
MB6F	600	0.8	25	1.1	0.8	5	600	MBF
MB8F	800	0.8	25	1.1	0.8	5	800	MBF
MB10F	1000	0.8	25	1.1	0.8	5	1000	MBF
MB1FK	100	1	35	1.1	1	5	100	MBF
MB2FK	200	1	35	1.1	1	5	200	MBF
MB4FK	400	1	35	1.1	1	5	400	MBF
MB6FK	600	1	35	1.1	1	5	600	MBF
MB8FK	800	1	35	1.1	1	5	800	MBF
MB10FK	1000	1	35	1.1	1	5	1000	MBF
DB101S	50	1	50	1.1	1	10	50	DBS
DB102S	100	1	50	1.1	1	10	100	DBS
DB103S	200	1	50	1.1	1	10	200	DBS
DB104S	400	1	50	1.1	1	10	400	DBS
DB105S	600	1	50	1.1	1	10	600	DBS
DB106S	800	1	50	1.1	1	10	800	DBS
DB107S	1000	1	50	1.1	1	10	1000	DBS
DB151S	50	1.5	55	1.1	1.5	5	50	DBS
DB152S	100	1.5	55	1.1	1.5	5	100	DBS
DB153S	200	1.5	55	1.1	1.5	5	200	DBS
DB154S	400	1.5	55	1.1	1.5	5	400	DBS
DB155S	600	1.5	55	1.1	1.5	5	600	DBS
DB156S	800	1.5	55	1.1	1.5	5	800	DBS
DB157S	1000	1.5	55	1.1	1.5	5	1000	DBS

PARAMETER / TYPE	$V_{(DC)}$	I_F	I_{FSM}	V_F		I_R		Package
					I_F		V_R	
	V	A	A	V	A	μA	V	
DB201S	50	2	60	1.1	2	5	50	DBS
DB202S	100	2	60	1.1	2	5	100	DBS
DB203S	200	2	60	1.1	2	5	200	DBS
DB204S	400	2	60	1.1	2	5	400	DBS
DB205S	600	2	60	1.1	2	5	600	DBS
DB206S	800	2	60	1.1	2	5	800	DBS
DB207S	1000	2	60	1.1	2	5	1000	DBS
KBP005G	50	1.5	45	1.1	1.5	5	50	KBP
KBP01G	100	1.5	45	1.1	1.5	5	100	KBP
KBP02G	200	1.5	45	1.1	1.5	5	200	KBP
KBP04G	400	1.5	45	1.1	1.5	5	400	KBP
KBP06G	600	1.5	45	1.1	1.5	5	600	KBP
KBP08G	800	1.5	45	1.1	1.5	5	800	KBP
KBP10G	1000	1.5	45	1.1	1.5	5	1000	KBP
KBP2005	50	2	45	1.1	2	5	50	KBP
KBP201	100	2	45	1.1	2	5	100	KBP
KBP202	200	2	45	1.1	2	5	200	KBP
KBP204	400	2	45	1.1	2	5	400	KBP
KBP206	600	2	45	1.1	2	5	600	KBP
KBP208	800	2	45	1.1	2	5	800	KBP
KBP210	1000	2	45	1.1	2	5	1000	KBP
KBP2005G	50	2	55	1.1	2	5	50	KBP
KBP201G	100	2	55	1.1	2	5	100	KBP
KBP202G	200	2	55	1.1	2	5	200	KBP
KBP204G	400	2	55	1.1	2	5	400	KBP
KBP206G	600	2	55	1.1	2	5	600	KBP
KBP208G	800	2	55	1.1	2	5	800	KBP
KBP210G	1000	2	55	1.1	2	5	1000	KBP
KBP3005	50	3	55	1.1	3	5	50	KBP
KBP301	100	3	55	1.1	3	5	100	KBP
KBP302	200	3	55	1.1	3	5	200	KBP
KBP304	400	3	55	1.1	3	5	400	KBP
KBP306	600	3	55	1.1	3	5	600	KBP
KBP308	800	3	55	1.1	3	5	800	KBP
KBP310	1000	3	55	1.1	3	5	1000	KBP
KBP3005G	50	3	75	1.1	3	5	50	KBP
KBP301G	100	3	75	1.1	3	5	100	KBP
KBP302G	200	3	75	1.1	3	5	200	KBP
KBP304G	400	3	75	1.1	3	5	400	KBP
KBP306G	600	3	75	1.1	3	5	600	KBP
KBP308G	800	3	75	1.1	3	5	800	KBP
KBP310G	1000	3	75	1.1	3	5	1000	KBP
KBP4005	50	4	75	1.1	4	5	50	KBP
KBP401	100	4	75	1.1	4	5	100	KBP
KBP402	200	4	75	1.1	4	5	200	KBP
KBP404	400	4	75	1.1	4	5	400	KBP
KBP406	600	4	75	1.1	4	5	600	KBP
KBP408	800	4	75	1.1	4	5	800	KBP
KBP410	1000	4	75	1.1	4	5	1000	KBP

PARAMETER / TYPE	$V_{(DC)}$	I_F	I_{FSM}	V_F		I_R		Package
					I_F		V_R	
	V	A	A	V	A	μA	V	
KBP4005G	50	4	130	1.1	4	5	50	KBP
KBP401G	100	4	130	1.1	4	5	100	KBP
KBP402G	200	4	130	1.1	4	5	200	KBP
KBP404G	400	4	130	1.1	4	5	400	KBP
KBP406G	600	4	130	1.1	4	5	600	KBP
KBP408G	800	4	130	1.1	4	5	800	KBP
KBP410G	1000	4	130	1.1	4	5	1000	KBP
KBL4005	50	4	125	1.1	4	10	50	KBL
KBL401	100	4	125	1.1	4	10	100	KBL
KBL402	200	4	125	1.1	4	10	200	KBL
KBL404	400	4	125	1.1	4	10	400	KBL
KBL406	600	4	125	1.1	4	10	600	KBL
KBL408	800	4	125	1.1	4	10	800	KBL
KBL410	1000	4	125	1.1	4	10	1000	KBL
GBU4A	50	4	150	1	2	5	50	GBU
GBU4B	100	4	150	1	2	5	100	GBU
GBU4D	200	4	150	1	2	5	200	GBU
GBU4G	400	4	150	1	2	5	400	GBU
GBU4J	600	4	150	1	2	5	600	GBU
GBU4K	800	4	150	1	2	5	800	GBU
GBU4M	1000	4	150	1	2	5	1000	GBU
GBU6A	50	6	175	1	3	5	50	GBU
GBU6B	100	6	175	1	3	5	100	GBU
GBU6D	200	6	175	1	3	5	200	GBU
GBU6G	400	6	175	1	3	5	400	GBU
GBU6J	600	6	175	1	3	5	600	GBU
GBU6K	800	6	175	1	3	5	800	GBU
GBU6M	1000	6	175	1	3	5	1000	GBU
GBU8A	50	8	200	1	4	5	50	GBU
GBU8B	100	8	200	1	4	5	100	GBU
GBU8D	200	8	200	1	4	5	200	GBU
GBU8G	400	8	200	1	4	5	400	GBU
GBU8J	600	8	200	1	4	5	600	GBU
GBU8K	800	8	200	1	4	5	800	GBU
GBU8M	1000	8	200	1	4	5	1000	GBU
GBU10A	50	10	220	1	5	5	50	GBU
GBU10B	100	10	220	1	5	5	100	GBU
GBU10D	200	10	220	1	5	5	200	GBU
GBU10G	400	10	220	1	5	5	400	GBU
GBU10J	600	10	220	1	5	5	600	GBU
GBU10K	800	10	220	1	5	5	800	GBU
GBU10M	1000	10	220	1	5	5	1000	GBU
GBU15A	50	15	220	1.1	7.5	5	50	GBU
GBU15B	100	15	220	1.1	7.5	5	100	GBU
GBU15D	200	15	220	1.1	7.5	5	200	GBU
GBU15G	400	15	220	1.1	7.5	5	400	GBU
GBU15J	600	15	220	1.1	7.5	5	600	GBU
GBU15K	800	15	220	1.1	7.5	5	800	GBU
GBU15M	1000	15	220	1.1	7.5	5	1000	GBU
GBU20A	50	20	240	1	10	5	50	GBU
GBU20B	100	20	240	1	10	5	100	GBU
GBU20D	200	20	240	1	10	5	200	GBU
GBU20G	400	20	240	1	10	5	400	GBU
GBU20J	600	20	240	1	10	5	600	GBU
GBU20K	800	20	240	1	10	5	800	GBU
GBU20M	1000	20	240	1	10	5	1000	GBU

PARAMETER / TYPE	V_{DC}	I_F	I_{FSM}	V_F		I_R		Package
					I_F		V_R	
	V	A	A	V	A	μA	V	
GBJ6A	50	6	150	1	3	5	50	GBJ
GBJ6B	100	6	150	1	3	5	100	GBJ
GBJ6D	200	6	150	1	3	5	200	GBJ
GBJ6G	400	6	150	1	3	5	400	GBJ
GBJ6J	600	6	150	1	3	5	600	GBJ
GBJ6K	800	6	150	1	3	5	800	GBJ
GBJ6M	1000	6	150	1	3	5	1000	GBJ
GBJ6AG	50	6	175	1	3	5	50	GBJ
GBJ6BG	100	6	175	1	3	5	100	GBJ
GBJ6DG	200	6	175	1	3	5	200	GBJ
GBJ6GG	400	6	175	1	3	5	400	GBJ
GBJ6JG	600	6	175	1	3	5	600	GBJ
GBJ6KG	800	6	175	1	3	5	800	GBJ
GBJ6MG	1000	6	175	1	3	5	1000	GBJ
GBJ8A	50	8	175	1	4	5	50	GBJ
GBJ8B	100	8	175	1	4	5	100	GBJ
GBJ8D	200	8	175	1	4	5	200	GBJ
GBJ8G	400	8	175	1	4	5	400	GBJ
GBJ8J	600	8	175	1	4	5	600	GBJ
GBJ8K	800	8	175	1	4	5	800	GBJ
GBJ8M	1000	8	175	1	4	5	1000	GBJ
GBJ8AG	50	8	200	1	4	5	50	GBJ
GBJ8BG	100	8	200	1	4	5	100	GBJ
GBJ8DG	200	8	200	1	4	5	200	GBJ
GBJ8GG	400	8	200	1	4	5	400	GBJ
GBJ8JG	600	8	200	1	4	5	600	GBJ
GBJ8KG	800	8	200	1	4	5	800	GBJ
GBJ8MG	1000	8	200	1	4	5	1000	GBJ
GBJ10A	50	10	175	1	5	5	50	GBJ
GBJ10B	100	10	175	1	5	5	100	GBJ
GBJ10D	200	10	175	1	5	5	200	GBJ
GBJ10G	400	10	175	1	5	5	400	GBJ
GBJ10J	600	10	175	1	5	5	600	GBJ
GBJ10K	800	10	175	1	5	5	800	GBJ
GBJ10M	1000	10	175	1	5	5	1000	GBJ
GBJ10AG	50	10	200	1	5	5	50	GBJ
GBJ10BG	100	10	200	1	5	5	100	GBJ
GBJ10DG	200	10	200	1	5	5	200	GBJ
GBJ10GG	400	10	200	1	5	5	400	GBJ
GBJ10JG	600	10	200	1	5	5	600	GBJ
GBJ10KG	800	10	200	1	5	5	800	GBJ
GBJ10MG	1000	10	200	1	5	5	1000	GBJ
GBJ15A	50	15	200	1	7.5	5	50	GBJ
GBJ15B	100	15	200	1	7.5	5	100	GBJ
GBJ15D	200	15	200	1	7.5	5	200	GBJ
GBJ15G	400	15	200	1	7.5	5	400	GBJ
GBJ15J	600	15	200	1	7.5	5	600	GBJ
GBJ15K	800	15	200	1	7.5	5	800	GBJ
GBJ15M	1000	15	200	1	7.5	5	1000	GBJ
GBJ15AG	50	15	240	1	7.5	5	50	GBJ
GBJ15BG	100	15	240	1	7.5	5	100	GBJ
GBJ15DG	200	15	240	1	7.5	5	200	GBJ
GBJ15GG	400	15	240	1	7.5	5	400	GBJ
GBJ15JG	600	15	240	1	7.5	5	600	GBJ
GBJ15KG	800	15	240	1	7.5	5	800	GBJ
GBJ15MG	1000	15	240	1	7.5	5	1000	GBJ

PARAMETER / TYPE	V_{DC}	I_F	I_{FSM}	V_F		I_R		Package
					I_F		V_R	
	V	A	A	V	A	μA	V	
GBJ20A	50	20	240	1	10	5	50	GBJ
GBJ20B	100	20	240	1	10	5	100	GBJ
GBJ20D	200	20	240	1	10	5	200	GBJ
GBJ20G	400	20	240	1	10	5	400	GBJ
GBJ20J	600	20	240	1	10	5	600	GBJ
GBJ20K	800	20	240	1	10	5	800	GBJ
GBJ20M	1000	20	240	1	10	5	1000	GBJ
GBJ20AG	50	20	270	1	10	5	50	GBJ
GBJ20BG	100	20	270	1	10	5	100	GBJ
GBJ20DG	200	20	270	1	10	5	200	GBJ
GBJ20GG	400	20	270	1	10	5	400	GBJ
GBJ20JG	600	20	270	1	10	5	600	GBJ
GBJ20KG	800	20	270	1	10	5	800	GBJ
GBJ20MG	1000	20	270	1	10	5	1000	GBJ
GBJ25A	50	25	270	1	12.5	5	50	GBJ
GBJ25B	100	25	270	1	12.5	5	100	GBJ
GBJ25D	200	25	270	1	12.5	5	200	GBJ
GBJ25G	400	25	270	1	12.5	5	400	GBJ
GBJ25J	600	25	270	1	12.5	5	600	GBJ
GBJ25K	800	25	270	1	12.5	5	800	GBJ
GBJ25M	1000	25	270	1	12.5	5	1000	GBJ
GBJ25AG	50	25	300	1	12.5	5	50	GBJ
GBJ25BG	100	25	300	1	12.5	5	100	GBJ
GBJ25DG	200	25	300	1	12.5	5	200	GBJ
GBJ25GG	400	25	300	1	12.5	5	400	GBJ
GBJ25JG	600	25	300	1	12.5	5	600	GBJ
GBJ25KG	800	25	300	1	12.5	5	800	GBJ
GBJ25MG	1000	25	300	1	12.5	5	1000	GBJ
GBJ35A	50	35	300	1	17.5	5	50	GBJ
GBJ35B	100	35	300	1	17.5	5	100	GBJ
GBJ35D	200	35	300	1	17.5	5	200	GBJ
GBJ35G	400	35	300	1	17.5	5	400	GBJ
GBJ35J	600	35	300	1	17.5	5	600	GBJ
GBJ35K	800	35	300	1	17.5	5	800	GBJ
GBJ35M	1000	35	300	1	17.5	5	1000	GBJ
GBJ35AG	50	35	350	1	17.5	5	50	GBJ
GBJ35BG	100	35	350	1	17.5	5	100	GBJ
GBJ35DG	200	35	350	1	17.5	5	200	GBJ
GBJ35GG	400	35	350	1	17.5	5	400	GBJ
GBJ35JG	600	35	350	1	17.5	5	600	GBJ
GBJ35KG	800	35	350	1	17.5	5	800	GBJ
GBJ35MG	1000	35	350	1	17.5	5	1000	GBJ
GBJ50AG	50	50	400	1	25	5	50	GBJ
GBJ50BG	100	50	400	1	25	5	100	GBJ
GBJ50DG	200	50	400	1	25	5	200	GBJ
GBJ50GG	400	50	400	1	25	5	400	GBJ
GBJ50JG	600	50	400	1	25	5	600	GBJ
GBJ50KG	800	50	400	1	25	5	800	GBJ
GBJ50MG	1000	50	400	1	25	5	1000	GBJ

PARAMETER / TYPE	V_{DC}	I_F	I_{FSM}	V_F		I_R		Package
					I_F		V_R	
	V	A	A	V	A	μA	V	
3GBJ50K	800	50	450	1.1	50	5	800	SGBJ
3GBJ50M	1000	50	450	1.1	50	5	1000	SGBJ
3GBJ50P	1200	50	450	1.1	50	5	1200	SGBJ
3GBJ50T	1600	50	450	1.1	50	5	1600	SGBJ
SLBF6K	800	6	200	1	6	5	800	ULBF
SLBF6M	1000	6	200	1	6	5	1000	ULBF
SLBF8K	800	8	220	1	4	5	800	ULBF
SLBF8M	1000	8	220	1	4	5	1000	ULBF
S1ZB60	600	0.5	35	1	0.4	5	600	SOP-4

FAST RECOVERY RECTIFIER BRIDGES

PARAMETER / TYPE	V_{RRM}	I_F	I_{FSM}	V_F		I_R		T_{RR}	Package
					I_F		V_R		
	V	A	A	V	A	μA	V	NS	
FMSB20B	100	2	50	1.3	2	5	100	500	UMSB
FMSB20D	200	2	50	1.3	2	5	200	500	UMSB
FMSB20G	400	2	50	1.3	2	5	400	500	UMSB
FMSB20J	600	2	50	1.3	2	5	600	500	UMSB
FMSB20K	800	2	50	1.3	2	5	800	500	UMSB
FMSB20M	1000	2	50	1.3	2	5	1000	500	UMSB
FMSB30B	100	3	90	1.3	3	5	100	150	UMSB
FMSB30D	200	3	90	1.3	3	5	200	150	UMSB
FMSB30G	400	3	90	1.3	3	5	400	150	UMSB
FMSB30J	600	3	90	1.3	3	5	600	250	UMSB
FMSB30K	800	3	90	1.3	3	5	800	500	UMSB
FMSB30M	1000	3	90	1.3	3	5	1000	500	UMSB
FMSB40B	100	4	95	1.3	4	5	100	150	UMSB
FMSB40D	200	4	95	1.3	4	5	200	150	UMSB
FMSB40G	400	4	95	1.3	4	5	400	150	UMSB
FMSB40J	600	4	95	1.3	4	5	600	250	UMSB
FMSB40K	800	4	95	1.3	4	5	800	500	UMSB
FMSB40M	1000	4	95	1.3	4	5	1000	500	UMSB
FTB1FK	100	1	35	1.3	1	5	100	500	ABF
FTB2FK	200	1	35	1.3	1	5	200	500	ABF
FTB4FK	400	1	35	1.3	1	5	400	500	ABF
FTB6FK	600	1	35	1.3	1	5	600	500	ABF
FTB8FK	800	1	35	1.3	1	5	800	500	ABF
FTB10FK	1000	1	35	1.3	1	5	1000	500	ABF
FTB1FT	100	2	55	1.3	2	5	100	500	ABF
FTB2FT	200	2	55	1.3	2	5	200	500	ABF
FTB4FT	400	2	55	1.3	2	5	400	500	ABF
FTB6FT	600	2	55	1.3	2	5	600	500	ABF
FTB8FT	800	2	55	1.3	2	5	800	500	ABF
FTB10FT	1000	2	55	1.3	2	5	1000	500	ABF

PARAMETER / TYPE	V_{RRM}	I_F	I_{FSM}	V_F		I_R		T_{RR}	Package
					I_F		V_R		
	V	A	A	V	A	μA	V	NS	
FTB1SK	100	1	35	1.3	1	5	100	500	ABS
FTB2SK	200	1	35	1.3	1	5	200	500	ABS
FTB4SK	400	1	35	1.3	1	5	400	500	ABS
FTB6SK	600	1	35	1.3	1	5	600	500	ABS
FTB8SK	800	1	35	1.3	1	5	800	500	ABS
FTB10SK	1000	1	35	1.3	1	5	1000	500	ABS
FTB1ST	100	2	50	1.3	2	5	100	350	ABS
FTB2ST	200	2	50	1.3	2	5	200	350	ABS
FTB4ST	400	2	50	1.3	2	5	400	350	ABS
FTB6ST	600	2	50	1.3	2	5	600	350	ABS
FTB8ST	800	2	50	1.3	2	5	800	350	ABS
FTB10ST	1000	2	50	1.3	2	5	1000	350	ABS
SRABS20J	600	2	55	1	1	5	600	500	ABS
SRABS20K	800	2	55	1	1	5	800	500	ABS
SRABS20M	1000	2	55	1	1	5	1000	500	ABS
FMB1SK	100	1	35	1.1	1	5	100	500	MBS
FMB2SK	200	1	35	1.1	1	5	200	500	MBS
FMB4SK	400	1	35	1.1	1	5	400	500	MBS
FMB6SK	600	1	35	1.1	1	5	600	500	MBS
FMB8SK	800	1	35	1.1	1	5	800	500	MBS
FMB10SK	1000	1	35	1.1	1	5	1000	500	MBS
FMB1FK	100	1	35	1.3	1	5	100	500	MBF
FMB2FK	200	1	35	1.3	1	5	200	500	MBF
FMB4FK	400	1	35	1.3	1	5	400	500	MBF
FMB6FK	600	1	35	1.3	1	5	600	500	MBF
FMB8FK	800	1	35	1.3	1	5	800	500	MBF
FMB10FK	1000	1	35	1.3	1	5	1000	500	MBF
SLBF5M	1000	5	180	1	5	1	1000	500	ULBF

SUPER FAST RECOVERY RECTIFIER BRIDGES

PARAMETER / TYPE	V_{DC}	I_F	I_{FSM}	V_F		I_R		T_{RR}	Package
					I_F		V_R		
	V	A	A	V	A	μA	V	NS	
EABS21	100	2	50	0.95	2	5	100	35	ABS
EABS22	200	2	50	0.95	2	5	200	35	ABS
EABS24	400	2	50	1.25	2	5	400	35	ABS
EABS26	600	2	50	1.7	2	5	600	35	ABS

HIGH EFFICIENCY RECTIFIER BRIDGES

PARAMETER / TYPE	V_{RRM}	I_F	I_{FSM}	V_F		I_R		T_{RR}	Package
					I_F		V_R		
	V	A	A	V	A	µA	V	NS	
UMSB30B	100	3	80	1	3	5	100	50	UMSB
UMSB30D	200	3	80	1	3	5	200	50	UMSB
UMSB30G	400	3	80	1.4	3	5	400	50	UMSB
UMSB30J	600	3	80	1.6	3	5	600	75	UMSB
UMSB30K	800	3	80	1.6	3	5	800	75	UMSB
UMSB30M	1000	3	80	1.6	3	5	1000	75	UMSB
UMSB40B	100	4	95	1	4	5	100	50	UMSB
UMSB40D	200	4	95	1	4	5	200	50	UMSB
UMSB40G	400	4	95	1.4	4	5	400	50	UMSB
UMSB40J	600	4	95	1.6	4	5	600	75	UMSB
UMSB40K	800	4	95	1.6	4	5	800	75	UMSB
UMSB40M	1000	4	95	1.6	4	5	1000	75	UMSB
UTB1SK	100	1	35	1	1	5	100	50	ABS
UTB2SK	200	1	35	1	1	5	200	50	ABS
UTB4SK	400	1	35	1.3	1	5	400	50	ABS
UTB6SK	600	1	35	1.5	1	5	600	75	ABS
UTB8SK	800	1	35	1.5	1	5	800	75	ABS
UTB10SK	1000	1	35	1.5	1	5	1000	75	ABS
UTB1SH	100	1.5	50	1	1.5	5	100	50	ABS
UTB2SH	200	1.5	50	1	1.5	5	200	50	ABS
UTB4SH	400	1.5	50	1.4	1.5	5	400	50	ABS
UTB6SH	600	1.5	50	1.6	1.5	5	600	75	ABS
UTB8SH	800	1.5	50	1.6	1.5	5	800	75	ABS
UTB10SH	1000	1.5	50	1.6	1.5	5	1000	75	ABS
UMB1SK	100	1	35	1	1	5	100	50	MBS
UMB2SK	200	1	35	1	1	5	200	50	MBS
UMB4SK	400	1	35	1.3	1	5	400	50	MBS
UMB6SK	600	1	35	1.5	1	5	600	75	MBS
UMB8SK	800	1	35	1.5	1	5	800	75	MBS
UMB10SK	1000	1	35	1.5	1	5	1000	75	MBS
UMB1FK	100	1	35	1	1	5	100	50	MBF
UMB2FK	200	1	35	1	1	5	200	50	MBF
UMB4FK	400	1	35	1.3	1	5	400	50	MBF
UMB6FK	600	1	35	1.5	1	5	600	75	MBF
UMB8FK	800	1	35	1.5	1	5	800	75	MBF
UMB10FK	1000	1	35	1.5	1	5	1000	75	MBF

SCHOTTKY BRIDGES

PARAMETER / TYPE	V_{RRM}	I_F	I_{FSM}	V_F		I_R		Package
					I_F		V_R	
	V	A	A	V	A	μA	V	
TB14S	40	1	40	0.55	1	300	40	ABS
TB16S	60	1	40	0.7	1	300	60	ABS
TB18S	80	1	30	0.85	1	200	80	ABS
TB110S	100	1	30	0.85	1	200	100	ABS
TB115S	150	1	30	0.85	1	100	150	ABS
TB120S	200	1	30	0.85	1	100	200	ABS
TB24S	40	2	50	0.55	2	500	40	ABS
TB26S	60	2	50	0.7	2	500	60	ABS
TB28S	80	2	40	0.85	2	500	80	ABS
TB210S	100	2	40	0.85	2	300	100	ABS
TB215S	150	2	40	0.85	2	300	150	ABS
TB220S	200	2	40	0.85	2	300	200	ABS
TB34S	40	3	80	0.55	3	500	40	ABS
TB36S	60	3	80	0.7	3	300	60	ABS
TB38S	80	3	70	0.85	3	300	80	ABS
TB310S	100	3	70	0.85	3	300	100	ABS
TB315S	150	3	70	0.95	3	300	150	ABS
TB320S	200	3	70	0.95	3	300	200	ABS
MB14S	40	1	40	0.55	1	300	40	MBS
MB16S	60	1	40	0.7	1	300	60	MBS
MB18S	80	1	40	0.7	1	300	80	MBS
MB110S	100	1	30	0.85	1	200	100	MBS
MB115S	150	1	30	0.9	1	100	150	MBS
MB120S	200	1	30	0.9	1	100	200	MBS
MB24S	40	2	50	0.55	2	500	40	MBS
MB26S	60	2	50	0.7	2	500	60	MBS
MB28S	80	2	40	0.85	2	500	80	MBS
MB210S	100	2	40	0.85	2	300	100	MBS
MB215S	150	2	40	0.85	2	300	150	MBS
MB220S	200	2	40	0.85	2	300	200	MBS
MB34S	40	3	80	0.55	3	500	40	MBS
MB36S	60	3	80	0.7	3	300	60	MBS
MB38S	80	3	70	0.85	3	300	80	MBS
MB310S	100	3	70	0.85	3	300	100	MBS
MB315S	150	3	70	0.95	3	300	150	MBS
MB320S	200	3	70	0.95	3	300	200	MBS
MB24F	40	2	50	0.55	2	500	40	MBF
MB26F	60	2	50	0.7	2	500	60	MBF
MB28F	80	2	40	0.85	2	500	80	MBF
MB210F	100	2	40	0.85	2	300	100	MBF
MB215F	150	2	40	0.85	2	300	150	MBF
MB220F	200	2	40	0.85	2	300	200	MBF
MB34F	40	3	80	0.55	3	500	40	MBF
MB36F	60	3	80	0.7	3	500	60	MBF
MB38F	80	3	70	0.85	3	500	80	MBF
MB310F	100	3	70	0.85	3	300	100	MBF
MB315F	150	3	70	0.95	3	300	150	MBF
MB320F	200	3	70	0.95	3	300	200	MBF
MB14FK	40	1	40	0.55	1	300	40	MBF
MB16FK	60	1	40	0.7	1	300	60	MBF
MB18FK	80	1	40	0.7	1	300	80	MBF
MB110FK	100	1	30	0.85	1	200	100	MBF
MB115FK	150	1	30	0.9	1	100	150	MBF
MB120FK	200	1	30	0.9	1	100	200	MBF

ZENER DIODES

PARAMETER / TYPE	Zener Voltage Rang				Dynamic Impedance	Reverse Current		Power Dissipation	Package
	VZT(@IZT)			IZT	ZZT(@IZT)	IR	@VR	PD	
	MIN(V)	NOM(V)	MAX(V)	mA	MAX(Ω)	MAX(μA)	V	mW	
1SMAF4728A	3.1	3.3	3.5	75	10	100	1	1000	SMAF
1SMAF4729A	3.4	3.6	3.8	69	10	100	1	1000	SMAF
1SMAF4730A	3.7	3.9	4.1	64	9	50	1	1000	SMAF
1SMAF4731A	4.06	4.3	4.56	58	9	25	1	1000	SMAF
1SMAF4732A	4.5	4.7	4.93	53	8	10	1	1000	SMAF
1SMAF4733A	4.84	5.1	5.36	49	7	10	1	1000	SMAF
1SMAF4734A	5.32	5.6	5.92	45	5	10	2	1000	SMAF
1SMAF4735A	5.86	6.2	6.51	41	2	10	3	1000	SMAF
1SMAF4736A	6.46	6.8	7.18	37	3.5	10	4	1000	SMAF
1SMAF4737A	7.12	7.5	7.88	34	4	10	5	1000	SMAF
1SMAF4738A	7.79	8.2	8.67	31	4.5	10	6	1000	SMAF
1SMAF4739A	8.6	9.1	9.59	28	5	10	7	1000	SMAF
1SMAF4740A	9.5	10	10.5	25	7	10	7	1000	SMAF
1SMAF4741A	10.4	11	11.6	23	8	5	8	1000	SMAF
1SMAF4742A	11.4	12	12.6	21	9	5	9	1000	SMAF
1SMAF4743A	12.4	13	14.1	19	10	5	10	1000	SMAF
1SMAF4744A	13.8	15	15.8	17	14	5	11	1000	SMAF
1SMAF4745A	15.2	16	17.1	16	16	5	12	1000	SMAF
1SMAF4746A	16.8	18	19.2	14	20	5	13	1000	SMAF
1SMAF4747A	19	20	21.2	13	22	5	15	1000	SMAF
1SMAF4748A	20.8	22	23.3	12	23	5	17	1000	SMAF
1SMAF4749A	22.8	24	26	11	25	5	18	1000	SMAF
1SMAF4750A	25.3	27	28.9	9.5	35	5	21	1000	SMAF
1SMAF4751A	28.2	30	32	8.5	40	5	23	1000	SMAF
1SMAF4752A	31.3	33	34.9	7.5	45	5	25	1000	SMAF
1SMAF4753A	34.2	36	37.9	7	50	5	27	1000	SMAF
1SMAF4754A	37.2	39	41.5	6.5	60	1	30	1000	SMAF
1SMAF4755A	40.9	43	45.6	6	70	1	32	1000	SMAF
1SMAF4756A	44.9	47	49.8	5.5	80	1	35	1000	SMAF
1SMAF4757A	48.6	51	54	5	95	1	38	1000	SMAF
1SMAF4758A	53.6	56	58.8	4.5	110	1	42	1000	SMAF
1SMAF4759A	58.9	62	65.6	4	125	1	47	1000	SMAF
1SMAF4760A	64.6	68	71.7	3.7	150	1	52	1000	SMAF
1SMAF4761A	71.2	75	78.8	3.3	175	1	56	1000	SMAF
1SMAF4762A	77.9	82	87	3	200	1	62	1000	SMAF
1SMAF4763A	86	91	96	2.8	250	1	69	1000	SMAF
1SMAF4764A	95	100	105	2.5	350	1	76	1000	SMAF
1SMAF4765A	104	110	116	2.3	450	1	84	1000	SMAF
1SMAF4766A	114	120	127	2	550	1	91	1000	SMAF
1SMAF4767A	125	135	142	1.9	700	1	100	1000	SMAF
1SMAF4768A	140	150	157	1.7	900	1	110	1000	SMAF
1SMAF4769A	155	165	172	1.6	1100	1	120	1000	SMAF
1SMAF4770A	170	180	191	1.4	1200	1	135	1000	SMAF
1SMAF4771A	189	200	211	1.2	1400	1	150	1000	SMAF
1SMAF4772A	209	220	231	1	1600	1	165	1000	SMAF
1SMAF4773A	229	240	251	1	1800	1	180	1000	SMAF
1SMAF4774A	249	260	271	1	2000	1	190	1000	SMAF
1SMAF4775A	269	280	291	1	2100	1	205	1000	SMAF
1SMAF4776A	289	300	315	1	2300	1	230	1000	SMAF
1SMAF4777A	313	330	346	1	2500	1	250	1000	SMAF

PARAMETER / TYPE	Zener Voltage Rang				Dynamic Impedance	Reverse Current		Power Dissipation	Package
	V_{ZT}(@I_{ZT})			I_{ZT}	Z_{ZT}(@I_{ZT})	I_R	@V_R	P_D	
	Min(V)	Nom(V)	Max(V)	mA	Max(Ω)	Max(μA)	V	mW	
SMBF5913	3.1	3.3	3.5	114	10	100	1	3000	SMBF
SMBF5914	3.4	3.6	3.8	104	9	75	1	3000	SMBF
SMBF5915	3.7	3.9	4.1	96	7.5	25	1	3000	SMBF
SMBF5916	4.06	4.3	4.56	87	6	5	1	3000	SMBF
SMBF5917	4.5	4.7	4.93	80	5	5	1	3000	SMBF
SMBF5918	4.84	5.1	5.36	74	4	5	2	3000	SMBF
SMBF5919	5.32	5.6	5.92	67	2	5	3	3000	SMBF
SMBF5920	5.86	6.2	6.51	61	2	5	4	3000	SMBF
SMBF5921	6.46	6.8	7.18	55	2.5	5	5	3000	SMBF
SMBF5922	7.12	7.5	7.88	50	3	5	6	3000	SMBF
SMBF5923	7.79	8.2	8.67	46	3.5	5	6	3000	SMBF
SMBF5924	8.6	9.1	9.59	41	4	5	7	3000	SMBF
SMBF5925	9.5	10	10.5	38	4.5	5	7	3000	SMBF
SMBF5926	10.4	11	11.6	34	5.5	1	8	3000	SMBF
SMBF5927	11.4	12	12.6	31	6.5	1	9	3000	SMBF
SMBF5928	12.4	13	14.1	29	7	1	10	3000	SMBF
SMBF5929	13.8	15	15.8	25	9	1	11	3000	SMBF
SMBF5930	15.2	16	17.1	23	10	1	12	3000	SMBF
SMBF5931	16.8	18	19.2	21	12	1	13	3000	SMBF
SMBF5932	19	20	21.2	19	14	1	15	3000	SMBF
SMBF5933	20.8	22	23.3	17	18	1	17	3000	SMBF
SMBF5934	22.8	24	26	16	19	1	18	3000	SMBF
SMBF5935	25.3	27	28.9	14	23	1	21	3000	SMBF
SMBF5936	28.2	30	32	12.5	26	1	23	3000	SMBF
SMBF5937	31.3	33	34.9	11.4	33	1	25	3000	SMBF
SMBF5938	34.2	36	37.9	10.4	38	1	27	3000	SMBF
SMBF5939	37.2	39	41.5	9.6	45	1	30	3000	SMBF
SMBF5940	40.9	43	45.6	8.7	53	1	33	3000	SMBF
SMBF5941	44.9	47	49.8	8	67	1	36	3000	SMBF
SMBF5942	48.6	51	54	7.3	70	1	39	3000	SMBF
SMBF5943	53.6	56	58.8	6.7	86	1	42	3000	SMBF
SMBF5944	58.9	62	65.6	6	100	1	47	3000	SMBF
SMBF5945	64.6	68	71.7	5.5	120	1	52	3000	SMBF
SMBF5946	71.2	75	78.8	5	140	1	57	3000	SMBF
SMBF5947	77.9	82	87	4.6	160	1	62	3000	SMBF
SMBF5948	86	91	96	4.1	200	1	69	3000	SMBF
SMBF5949	95	100	105	3.7	250	1	76	3000	SMBF
SMBF5950	104	110	116	3.4	300	1	84	3000	SMBF
SMBF5951	114	120	127	3.1	380	1	91	3000	SMBF
SMBF5952	125	135	142	2.8	470	1	100	3000	SMBF
SMBF5953	140	150	157	2.5	600	1	110	3000	SMBF
SMBF5954	155	165	172	2.3	720	1	120	3000	SMBF
SMBF5955	170	180	191	2.1	900	1	135	3000	SMBF
SMBF5956	189	200	211	1.9	1200	1	150	3000	SMBF
1SMA4728AG	3.1	3.3	3.5	75	10	100	1	1000	SMA
1SMA4729AG	3.4	3.6	3.8	69	10	100	1	1000	SMA
1SMA4730AG	3.7	3.9	4.1	64	9	50	1	1000	SMA
1SMA4731AG	4.06	4.3	4.56	58	9	25	1	1000	SMA
1SMA4732AG	4.5	4.7	4.93	53	8	10	1	1000	SMA
1SMA4733AG	4.84	5.1	5.36	49	7	10	1	1000	SMA
1SMA4734AG	5.32	5.6	5.92	45	5	10	2	1000	SMA
1SMA4735AG	5.86	6.2	6.51	41	2	10	3	1000	SMA
1SMA4736AG	6.46	6.8	7.18	37	3.5	10	4	1000	SMA
1SMA4737AG	7.12	7.5	7.88	34	4	10	5	1000	SMA
1SMA4738AG	7.79	8.2	8.67	31	4.5	10	6	1000	SMA
1SMA4739AG	8.6	9.1	9.59	28	5	10	7	1000	SMA

PARAMETER / TYPE	Zener Voltage Rang				Dynamic Impedance	Reverse Current		Power Dissipation	Package
	VZT(@IZT)			IZT	ZZT(@IZT)	IR	@VR	PD	
	MIN(V)	NOM(V)	MAX(V)	mA	MAX(Ω)	MAX(μA)	V	mW	
1SMA4740AG	9.5	10	10.5	25	7	10	7	1000	SMA
1SMA4741AG	10.4	11	11.6	23	8	5	8	1000	SMA
1SMA4742AG	11.4	12	12.6	21	9	5	9	1000	SMA
1SMA4743AG	12.4	13	14.1	19	10	5	10	1000	SMA
1SMA4744AG	13.8	15	15.8	17	14	5	11	1000	SMA
1SMA4745AG	15.2	16	17.1	16	16	5	12	1000	SMA
1SMA4746AG	16.8	18	19.2	14	20	5	13	1000	SMA
1SMA4747AG	19	20	21.2	13	22	5	15	1000	SMA
1SMA4748AG	20.8	22	23.3	12	23	5	17	1000	SMA
1SMA4749AG	22.8	24	26	11	25	5	18	1000	SMA
1SMA4750AG	25.3	27	28.9	9.5	35	5	21	1000	SMA
1SMA4751AG	28.2	30	32	8.5	40	5	23	1000	SMA
1SMA4752AG	31.3	33	34.9	7.5	45	5	25	1000	SMA
1SMA4753AG	34.2	36	37.9	7	50	5	27	1000	SMA
1SMA4754AG	37.2	39	41.5	6.5	60	5	30	1000	SMA
1SMA4755AG	40.9	43	45.6	6	70	1	32	1000	SMA
1SMA4756AG	44.9	47	49.8	5.5	80	1	35	1000	SMA
1SMA4757AG	48.6	51	54	5	95	1	38	1000	SMA
1SMA4758AG	53.6	56	58.8	4.5	110	1	42	1000	SMA
1SMA4759AG	58.9	62	65.6	4	125	1	47	1000	SMA
1SMA4760AG	64.6	68	71.7	3.7	150	1	52	1000	SMA
1SMA4761AG	71.2	75	78.8	3.3	175	1	56	1000	SMA
1SMA4762AG	77.9	82	87	3	200	1	62	1000	SMA
1SMA4763AG	86	91	96	2.8	250	1	69	1000	SMA
1SMA4764AG	95	100	105	2.5	350	1	76	1000	SMA
1SMA4765AG	104	110	116	2.3	450	1	84	1000	SMA
1SMA4766AG	114	120	127	2	550	1	91	1000	SMA
1SMA4767AG	125	135	142	1.9	700	1	100	1000	SMA
1SMA4768AG	140	150	157	1.7	900	1	110	1000	SMA
1SMA4769AG	155	165	172	1.6	1100	1	120	1000	SMA
1SMA4770AG	170	180	191	1.4	1200	1	135	1000	SMA
1SMA4771AG	189	200	211	1.2	1400	1	150	1000	SMA
1SMA4772AG	209	220	231	1	1600	1	165	1000	SMA
1SMA4773AG	229	240	251	1	1800	1	180	1000	SMA
1SMA4774AG	249	260	271	1	2000	1	190	1000	SMA
1SMA4775AG	269	280	291	1	2100	1	205	1000	SMA
1SMA4776AG	289	300	315	1	2300	1	230	1000	SMA
1SMA4777AG	313	330	346	1	2500	1	250	1000	SMA
1SMA5913BG	3.13	3.3	3.47	113.6	10	100	1	454	SMA
1SMA5914BG	3.42	3.6	3.78	104.2	9	75	1	416	SMA
1SMA5915BG	3.7	3.9	4.1	96.1	7.5	25	1	1500	SMA
1SMA5916BG	4.08	4.3	4.52	87.2	6	5	1	1500	SMA
1SMA5917BG	4.46	4.7	4.94	79.8	5	5	1.5	1500	SMA
1SMA5918BG	4.84	5.1	5.36	73.5	4	5	2	1500	SMA
1SMA5919BG	5.32	5.6	5.88	66.9	2	5	3	1500	SMA
1SMA5920BG	5.89	6.2	6.51	60.5	2	5	4	1500	SMA
1SMA5921BG	6.46	6.8	7.14	55	2.5	5	5.2	1500	SMA
1SMA5922BG	7.12	7.5	7.88	50	3	5	6	1500	SMA
1SMA5923BG	7.79	8.2	8.61	45.7	3.5	5	6.5	1500	SMA
1SMA5924BG	8.6	9.1	9.56	41.2	4	5	7	1500	SMA
1SMA5925BG	9.5	10	10.5	37.5	4.5	5	8	1500	SMA
1SMA5926BG	10.4	11	11.6	34	5.5	1	8.4	1500	SMA
1SMA5927BG	11.4	12	12.6	31.2	6.5	1	9	1500	SMA
1SMA5928BG	12.35	13	14.1	28.8	7	1	9.9	1500	SMA
1SMA5929BG	13.8	15	15.8	25	9	1	11.4	1500	SMA

PARAMETER / TYPE	Zener Voltage Rang				Dynamic Impedance	Reverse Current		Power Dissipation	Package
	VZT(@IZT)			IZT	ZZT(@IZT)	IR	@VR	PD	
	MIN(V)	NOM(V)	MAX(V)	mA	MAX(Ω)	MAX(μA)	V	mW	
1SMA5930BG	15.2	16	16.8	23.4	10	1	12.2	1500	SMA
1SMA5931BG	16.8	18	19.2	21	12	1	13.7	1500	SMA
1SMA5932BG	19	20	21.2	19	14	1	15.2	1500	SMA
1SMA5933BG	20.8	22	23.3	17	18	1	16.7	1500	SMA
1SMA5934BG	22.8	24	25.2	16	19	1	18.2	1500	SMA
1SMA5935BG	25.3	27	28.9	14	23	1	20.6	1500	SMA
1SMA5936BG	28.2	30	32	12.5	26	1	23	1500	SMA
1SMA5937BG	31.3	33	34.9	11.4	33	1	25	1500	SMA
1SMA5938BG	34.2	36	37.9	10.4	38	1	27	1500	SMA
1SMA5939BG	37.2	39	41.5	9.6	45	1	30	1500	SMA
1SMA5940BG	40.9	43	45.6	8.7	53	1	33	1500	SMA
1SMA5941BG	44.9	47	49.8	8	67	1	36	1500	SMA
1SMA5942BG	48.6	51	54	7.3	70	1	39	1500	SMA
1SMA5943BG	53.6	56	58.8	6.7	86	1	42	1500	SMA
1SMA5944BG	58.9	62	65.6	6	100	1	47	1500	SMA
1SMA5945BG	64.6	68	71.7	5.5	120	1	52	1500	SMA
1SMA5946BG	71.2	75	78.8	5	140	1	57	1500	SMA
1SMA5947BG	77.9	82	87	4.6	160	1	62	1500	SMA
1SMA5948BG	86	91	96	4.1	200	1	69	1500	SMA
1SMA5949BG	95	100	105	3.7	250	1	76	1500	SMA
1SMA5950BG	104	110	116	3.4	300	1	84	1500	SMA
1SMA5951BG	114	120	127	3.1	380	1	91	1500	SMA
1SMA5952BG	125	130	142	2.9	450	1	100	1500	SMA
1SMA5953BG	140	150	157	2.5	600	1	114	1500	SMA
1SMA5954BG	152	160	168	2.3	700	1	121.6	1500	SMA
1SMA5955BG	168	180	189	2.1	900	1	136.8	1500	SMA
1SMA5956BG	189	200	211	1.9	1200	1	152	1500	SMA
1SMA5957BG	228	240	252	1.5	1600	1	182.4	1500	SMA
1SMB5913B	3.13	3.3	3.47	113.6	10	100	1	3000	SMB
1SMB5914B	3.42	3.6	3.78	104.2	9	75	1	3000	SMB
1SMB5915B	3.7	3.9	4.1	96.1	7.5	25	1	3000	SMB
1SMB5916B	4.08	4.3	4.52	87.2	6	5	1	3000	SMB
1SMB5917B	4.46	4.7	4.94	79.8	5	5	1.5	3000	SMB
1SMB5918B	4.84	5.1	5.36	73.5	4	5	2	3000	SMB
1SMB5919B	5.32	5.6	5.88	66.9	2	5	3	3000	SMB
1SMB5920B	5.89	6.2	6.51	60.5	2	5	4	3000	SMB
1SMB5921B	6.46	6.8	7.14	55.1	2.5	5	5.2	3000	SMB
1SMB5922B	7.12	7.5	7.88	50	3	5	6	3000	SMB
1SMB5923B	7.79	8.2	8.61	45.7	3.5	5	6.5	3000	SMB
1SMB5924B	8.64	9.1	9.56	41.2	4	5	7	3000	SMB
1SMB5925B	9.5	10	10.5	37.5	4.5	5	8	3000	SMB
1SMB5926B	10.45	11	11.55	34.1	5.5	1	8.4	3000	SMB
1SMB5927B	11.4	12	12.6	31.2	6.5	1	9.1	3000	SMB
1SMB5928B	12.35	13	13.65	28.8	7	1	9.9	3000	SMB
1SMB5929B	14.25	15	15.75	25	9	1	11.4	3000	SMB
1SMB5930B	15.2	16	16.8	23.4	10	1	12.2	3000	SMB
1SMB5931B	17.1	18	18.9	20.8	12	1	13.7	3000	SMB
1SMB5932B	19	20	21	18.7	14	1	15.2	3000	SMB
1SMB5933B	20.9	22	23.1	17	17.5	1	16.7	3000	SMB
1SMB5934B	22.8	24	25.2	15.6	19	1	18.2	3000	SMB
1SMB5935B	25.65	27	28.35	13.9	23	1	20.6	3000	SMB
1SMB5936B	28.5	30	31.5	12.5	26	1	22.8	3000	SMB
1SMB5937B	31.35	33	34.65	11.4	33	1	25.1	3000	SMB
1SMB5938B	34.2	36	37.8	10.4	38	1	27.4	3000	SMB
1SMB5939B	37.05	39	40.95	9.6	45	1	29.7	3000	SMB

PARAMETER / TYPE	Zener Voltage Rang				Dynamic Impedance	Reverse Current		Power Dissipation	Package
	V_{ZT}(@I_{ZT})			I_{ZT}	Z_{ZT}(@I_{ZT})	I_R	@V_R	P_D	
	Min(V)	Nom(V)	Max(V)	mA	Max(Ω)	Max(μA)	V	mW	
1SMB5940B	40.85	43	45.15	8.7	53	1	32.7	3000	SMB
1SMB5941B	44.65	47	49.8	8	67	1	35.8	3000	SMB
1SMB5942B	48.45	51	53.55	7.3	70	1	38.8	3000	SMB
1SMB5943B	53.2	56	58.8	6.7	86	1	42.6	3000	SMB
1SMB5944B	58.9	62	65.1	6	100	1	47.1	3000	SMB
1SMB5945B	64.6	68	71.4	5.5	120	1	51.7	3000	SMB
1SMB5946B	71.25	75	78.75	5	140	1	56	3000	SMB
1SMB5947B	77.9	82	86.1	4.6	160	1	62.2	3000	SMB
1SMB5948B	86.45	91	95.55	4.1	200	1	69.2	3000	SMB
1SMB5949B	95	100	105	3.7	250	1	76	3000	SMB
1SMB5950B	104.5	110	115.5	3.4	300	1	83.6	3000	SMB
1SMB5951B	114	120	126	3.1	380	1	91.2	3000	SMB
1SMB5952B	123.5	130	136.5	2.9	450	1	98.8	3000	SMB
1SMB5953B	142.5	150	157.5	2.5	600	1	114	3000	SMB
1SMB5954B	152	160	168	2.3	700	1	121.6	3000	SMB
1SMB5955B	171	180	189	2.1	900	1	136.8	3000	SMB
1SMB5956B	190	200	210	1.9	1200	1	152	3000	SMB
MM1W3V3	3.1	3.3	3.5	75	10	100	1	1000	SOD-123FL
MM1W3V6	3.4	3.6	3.8	69	10	100	1	1000	SOD-123FL
MM1W3V9	3.7	3.9	4.1	64	9	50	1	1000	SOD-123FL
MM1W4V3	4.06	4.3	4.56	58	9	25	1	1000	SOD-123FL
MM1W4V7	4.5	4.7	4.93	53	8	10	1	1000	SOD-123FL
MM1W5V1	4.84	5.1	5.36	49	7	10	1	1000	SOD-123FL
MM1W5V6	5.32	5.6	5.92	45	5	10	2	1000	SOD-123FL
MM1W6V2	5.86	6.2	6.51	41	2	10	3	1000	SOD-123FL
MM1W6V8	6.46	6.8	7.18	37	3.5	10	4	1000	SOD-123FL
MM1W7V5	7.12	7.5	7.88	34	4	10	5	1000	SOD-123FL
MM1W8V2	7.79	8.2	8.67	31	4.5	10	6	1000	SOD-123FL
MM1W9V1	8.6	9.1	9.59	28	5	10	7	1000	SOD-123FL
MM1W10	9.5	10	10.5	25	7	10	7	1000	SOD-123FL
MM1W11	10.4	11	11.6	23	8	5	8	1000	SOD-123FL
MM1W12	11.4	12	12.6	21	9	5	9	1000	SOD-123FL
MM1W13	12.4	13	14.1	19	10	5	10	1000	SOD-123FL
MM1W15	13.8	15	15.8	17	14	5	11	1000	SOD-123FL
MM1W16	15.2	16	17.1	16	16	5	12	1000	SOD-123FL
MM1W18	16.8	18	19.2	14	20	5	13	1000	SOD-123FL
MM1W20	19	20	21.2	13	22	5	15	1000	SOD-123FL
MM1W22	20.8	22	23.3	12	23	5	17	1000	SOD-123FL
MM1W24	22.8	24	26	11	25	5	18	1000	SOD-123FL
MM1W27	25.3	27	28.9	9.5	35	5	21	1000	SOD-123FL
MM1W30	28.2	30	32	8.5	40	5	23	1000	SOD-123FL
MM1W33	31.3	33	34.9	7.5	45	5	25	1000	SOD-123FL
MM1W36	34.2	36	37.9	7	50	5	27	1000	SOD-123FL
MM1W39	37.2	39	41.5	6.5	60	5	30	1000	SOD-123FL
MM1W43	40.9	43	45.6	6	70	1	32	1000	SOD-123FL
MM1W47	44.9	47	49.8	5.5	80	1	35	1000	SOD-123FL
MM1W51	48.6	51	54	5	95	1	38	1000	SOD-123FL
MM1W56	53.6	56	58.8	4.5	110	1	42	1000	SOD-123FL
MM1W62	58.9	62	65.6	4	125	1	47	1000	SOD-123FL
MM1W68	64.6	68	71.7	3.7	150	1	52	1000	SOD-123FL
MM1W75	71.2	75	78.8	3.3	175	1	56	1000	SOD-123FL
MM1W82	77.9	82	87	3	200	1	62	1000	SOD-123FL
MM1W91	86	91	96	2.8	250	1	69	1000	SOD-123FL

PARAMETER / TYPE	Zener Voltage Rang				Dynamic Impedance	Reverse Current		Power Dissipation	Package
	V_{ZT}(@I_{ZT})			I_{ZT}	Z_{ZT}(@I_{ZT})	I_R	@V_R	P_D	
	Min(V)	Nom(V)	Max(V)	mA	Max(Ω)	Max(μA)	V	mW	
MM1W100	95	100	105	2.5	350	1	76	1000	SOD-123FL
MM1W110	104	110	116	2.3	450	1	84	1000	SOD-123FL
MM1W120	114	120	127	2	550	1	91	1000	SOD-123FL
MM1W135	125	135	142	1.9	700	1	100	1000	SOD-123FL
MM1W150	140	150	157	1.7	900	1	110	1000	SOD-123FL
MM1W165	155	165	172	1.6	1100	1	120	1000	SOD-123FL
MM1W180	170	180	191	1.4	1200	1	135	1000	SOD-123FL
MM1W200	189	200	211	1.2	1400	1	150	1000	SOD-123FL
MM1W220	209	220	231	1	1600	1	165	1000	SOD-123FL
MM1W240	229	240	251	1	1800	1	180	1000	SOD-123FL
MM1W260	249	260	271	1	2000	1	190	1000	SOD-123FL
MM1W280	269	280	291	1	2100	1	205	1000	SOD-123FL
MM1W300	289	300	315	1	2300	1	230	1000	SOD-123FL
MM1W330	313	330	346	1	2500	1	250	1000	SOD-123FL
BZT52B2V4	2.35	2.4	2.45	5	100	50	1	500	SOD-123
BZT52B2V7	2.65	2.7	2.75	5	100	20	1	500	SOD-123
BZT52B3V0	2.94	3	3.06	5	95	10	1	500	SOD-123
BZT52B3V3	3.23	3.3	3.37	5	95	5	1	500	SOD-123
BZT52B3V6	3.53	3.6	3.67	5	90	5	1	500	SOD-123
BZT52B3V9	3.82	3.9	3.98	5	90	3	1	500	SOD-123
BZT52B4V3	4.21	4.3	4.39	5	90	3	1	500	SOD-123
BZT52B4V7	4.61	4.7	4.79	5	80	3	2	500	SOD-123
BZT52B5V1	5	5.1	5.2	5	60	2	2	500	SOD-123
BZT52B5V6	5.49	5.6	5.71	5	40	1	2	500	SOD-123
BZT52B6V2	6.08	6.2	6.32	5	10	3	4	500	SOD-123
BZT52B6V8	6.66	6.8	6.94	5	15	2	4	500	SOD-123
BZT52B7V5	7.35	7.5	7.65	5	15	1	5	500	SOD-123
BZT52B8V2	8.04	8.2	8.36	5	15	0.7	5	500	SOD-123
BZT52B9V1	8.92	9.1	9.28	5	15	0.5	6	500	SOD-123
BZT52B10	9.8	10	10.2	5	20	0.2	7	500	SOD-123
BZT52B11	10.78	11	11.22	5	20	0.1	8	500	SOD-123
BZT52B12	11.76	12	12.24	5	25	0.1	8	500	SOD-123
BZT52B13	12.74	13	13.26	5	30	0.1	8	500	SOD-123
BZT52B15	14.7	15	15.3	5	30	0.1	10.5	500	SOD-123
BZT52B16	15.68	16	16.32	5	40	0.1	11.2	500	SOD-123
BZT52B18	17.64	18	18.36	5	45	0.1	12.6	500	SOD-123
BZT52B20	19.6	20	20.4	5	55	0.1	14	500	SOD-123
BZT52B22	21.56	22	22.44	5	55	0.1	15.4	500	SOD-123
BZT52B24	23.52	24	24.48	5	70	0.1	16.8	500	SOD-123
BZT52B27	26.46	27	27.54	2	80	0.1	18.9	500	SOD-123
BZT52B30	29.4	30	30.6	2	80	0.1	21	500	SOD-123
BZT52B33	32.34	33	33.66	2	80	0.1	23.1	500	SOD-123
BZT52B36	35.28	36	36.72	2	90	0.1	25.2	500	SOD-123
BZT52B39	38.22	39	39.78	2	130	0.1	27.3	500	SOD-123
BZT52B43	41.16	43	42.84	2	130	0.1	29.4	500	SOD-123
BZT52C2V0	1.8	2	2.15	5	100	120	0.5	500	SOD-123
BZT52C2V2	2.08	2.2	2.33	5	100	120	0.7	500	SOD-123
BZT52C2V4	2.28	2.4	2.56	5	100	120	1	500	SOD-123
BZT52C2V7	2.5	2.7	2.9	5	110	120	1	500	SOD-123
BZT52C3V0	2.8	3	3.2	5	120	50	1	500	SOD-123
BZT52C3V3	3.1	3.3	3.5	5	130	20	1	500	SOD-123
BZT52C3V6	3.4	3.6	3.8	5	130	10	1	500	SOD-123
BZT52C3V9	3.7	3.9	4.1	5	130	5	1	500	SOD-123

PARAMETER / TYPE	Zener Voltage Rang				Dynamic Impedance	Reverse Current		Power Dissipation	Package
	V_{ZT}(@I_{ZT})			I_{ZT}	Z_{ZT}(@I_{ZT})	I_R	@V_R	P_D	
	Min(V)	Nom(V)	Max(V)	mA	Max(Ω)	Max(μA)	V	mW	
BZT52C4V3	4	4.3	4.6	5	130	5	1	500	SOD-123
BZT52C4V7	4.4	4.7	5	5	130	2	1	500	SOD-123
BZT52C5V1	4.8	5.1	5.4	5	130	2	1.5	500	SOD-123
BZT52C5V6	5.2	5.6	6	5	80	1	2.5	500	SOD-123
BZT52C6V2	5.8	6.2	6.6	5	50	1	3	500	SOD-123
BZT52C6V8	6.4	6.8	7.2	5	30	0.5	3.5	500	SOD-123
BZT52C7V5	7	7.5	7.9	5	30	0.5	4	500	SOD-123
BZT52C8V2	7.7	8.2	8.7	5	30	0.5	5	500	SOD-123
BZT52C9V1	8.5	9.1	9.6	5	30	0.5	6	500	SOD-123
BZT52C10	9.4	10	10.6	5	30	0.1	7	500	SOD-123
BZT52C11	10.4	11	11.6	5	30	0.1	8	500	SOD-123
BZT52C12	11.4	12	12.7	5	35	0.1	9	500	SOD-123
BZT52C13	12.4	13	14.1	5	35	0.1	10	500	SOD-123
BZT52C15	13.8	15	15.6	5	40	0.1	11	500	SOD-123
BZT52C16	15.3	16	17.1	5	40	0.1	12	500	SOD-123
BZT52C18	16.8	18	19.1	5	45	0.1	13	500	SOD-123
BZT52C20	18.8	20	21.2	5	50	0.1	15	500	SOD-123
BZT52C22	20.8	22	23.3	5	55	0.1	17	500	SOD-123
BZT52C24	22.8	24	25.6	5	60	0.1	19	500	SOD-123
BZT52C27	25.1	27	28.9	5	70	0.1	21	500	SOD-123
BZT52C30	28	30	32	5	80	0.1	23	500	SOD-123
BZT52C33	31	33	35	5	80	0.1	25	500	SOD-123
BZT52C36	34	36	38	5	90	0.1	27	500	SOD-123
BZT52C39	37	39	41	2.5	100	2	30	500	SOD-123
BZT52C43	40	43	46	2.5	130	2	33	500	SOD-123
BZT52C47	44	47	50	2.5	150	2	36	500	SOD-123
BZT52C51	48	51	54	2.5	180	1	39	500	SOD-123
BZT52C56	52	56	60	2.5	180	1	43	500	SOD-123
BZT52C62	58	62	66	2.5	200	0.2	47	500	SOD-123
BZT52C68	64	68	72	2.5	250	0.2	52	500	SOD-123
BZT52C75	70	75	79	2.5	300	0.2	57	500	SOD-123
MM3Z2V0	1.8	2	2.15	5	100	120	0.5	200	SOD-323
MM3Z2V2	2.08	2.2	2.33	5	100	120	0.7	200	SOD-323
MM3Z2V4	2.28	2.4	2.56	5	100	120	1	200	SOD-323
MM3Z2V7	2.5	2.7	2.9	5	110	120	1	200	SOD-323
MM3Z3V0	2.8	3	3.2	5	120	50	1	200	SOD-323
MM3Z3V3	3.1	3.3	3.5	5	130	20	1	200	SOD-323
MM3Z3V6	3.4	3.6	3.8	5	130	10	1	200	SOD-323
MM3Z3V9	3.7	3.9	4.1	5	130	5	1	200	SOD-323
MM3Z4V3	4	4.3	4.6	5	130	5	1	200	SOD-323
MM3Z4V7	4.4	4.7	5	5	130	2	1	200	SOD-323
MM3Z5V1	4.8	5.1	5.4	5	130	2	1.5	200	SOD-323
MM3Z5V6	5.2	5.6	6	5	80	1	2.5	200	SOD-323
MM3Z6V2	5.8	6.2	6.6	5	50	1	3	200	SOD-323
MM3Z6V8	6.4	6.8	7.2	5	30	0.5	3.5	200	SOD-323
MM3Z7V5	7	7.5	7.9	5	30	0.5	4	200	SOD-323
MM3Z8V2	7.7	8.2	8.7	5	30	0.5	5	200	SOD-323
MM3Z9V1	8.5	9.1	9.6	5	30	0.5	6	200	SOD-323
MM3Z10V	9.4	10	10.6	5	30	0.1	7	200	SOD-323
MM3Z11V	10.4	11	11.6	5	30	0.1	8	200	SOD-323
MM3Z12V	11.4	12	12.7	5	35	0.1	9	200	SOD-323
MM3Z13V	12.4	13	14.1	5	35	0.1	10	200	SOD-323
MM3Z15V	13.8	15	15.6	5	40	0.1	11	200	SOD-323
MM3Z16V	15.3	16	17.1	5	40	0.1	12	200	SOD-323
MM3Z18V	16.8	18	19.1	5	45	0.1	13	200	SOD-323

PARAMETER / TYPE	Zener Voltage Rang				Dynamic Impedance	Reverse Current		Power Dissipation	Package
	VZT(@IZT)			IZT	ZZT(@IZT)	IR	@VR	PD	
	MIN(V)	NOM(V)	MAX(V)	mA	MAX(Ω)	MAX(μA)	V	mW	
MM3Z20V	18.8	20	21.2	5	50	0.1	15	200	SOD-323
MM3Z22V	20.8	22	23.3	5	55	0.1	17	200	SOD-323
MM3Z24V	22.8	24	25.6	5	60	0.1	19	200	SOD-323
MM3Z27V	25.1	27	28.9	2	70	0.1	21	200	SOD-323
MM3Z30V	28	30	32	2	80	0.1	23	200	SOD-323
MM3Z33V	31	33	35	2	80	0.1	25	200	SOD-323
MM3Z36V	34	36	38	2	90	0.1	27	200	SOD-323
MM3Z39V	37	39	41	2	100	0.1	30	200	SOD-323
MM3Z43V	40	43	46	2	130	0.1	33	200	SOD-323
MM3Z47V	44	47	50	2	150	0.1	36	200	SOD-323
MM3Z51V	48	51	54	2	180	0.1	39	200	SOD-323
MM3Z56V	52	56	60	2	200	0.1	43	200	SOD-323
MM3Z62V	58	62	66	2	215	0.1	47	200	SOD-323
MM3Z68V	64	68	72	2	240	0.1	52	200	SOD-323
MM3Z75V	70	75	79	2	265	0.1	56	200	SOD-323
MM3Z2V4B	2.5	2.4	2.45	5	100	120	1	300	SOD-323
MM3Z2V7B	2.65	2.7	2.75	5	110	120	1	300	SOD-323
MM3Z3V0B	2.94	3	3.06	5	120	50	1	300	SOD-323
MM3Z3V3B	3.23	3.3	3.37	5	130	20	1	300	SOD-323
MM3Z3V6B	3.53	3.6	3.67	5	130	10	1	300	SOD-323
MM3Z3V9B	3.82	3.9	3.98	5	130	5	1	300	SOD-323
MM3Z4V3B	4.21	4.3	4.39	5	130	5	1	300	SOD-323
MM3Z4V7B	4.61	4.7	4.79	5	130	2	1	300	SOD-323
MM3Z5V1B	5	5.1	5.2	5	130	2	1.5	300	SOD-323
MM3Z5V6B	5.49	5.6	5.71	5	80	1	2.5	300	SOD-323
MM3Z6V2B	6.08	6.2	6.32	5	50	1	3	300	SOD-323
MM3Z6V8B	6.66	6.8	6.94	5	30	0.5	3.5	300	SOD-323
MM3Z7V5B	7.35	7.5	7.65	5	30	0.5	4	300	SOD-323
MM3Z8V2B	8.04	8.2	8.36	5	30	0.5	5	300	SOD-323
MM3Z9V1B	8.92	9.1	9.28	5	30	0.5	6	300	SOD-323
MM3Z10B	9.8	10	10.2	5	30	0.1	7	300	SOD-323
MM3Z11B	10.78	11	11.22	5	30	0.1	8	300	SOD-323
MM3Z12B	11.76	12	12.24	5	35	0.1	9	300	SOD-323
MM3Z13B	12.74	13	13.26	5	35	0.1	10	300	SOD-323
MM3Z15B	14.7	15	15.3	5	40	0.1	11	300	SOD-323
MM3Z16B	15.68	16	16.32	5	40	0.1	12	300	SOD-323
MM3Z18B	17.64	18	18.36	5	45	0.1	13	300	SOD-323
MM3Z20B	19.6	20	20.4	5	50	0.1	15	300	SOD-323
MM3Z22B	21.56	22	22.44	5	55	0.1	17	300	SOD-323
MM3Z24B	23.52	24	24.48	5	60	0.1	19	300	SOD-323
MM3Z27B	26.46	27	27.54	2	70	0.1	21	300	SOD-323
MM3Z30B	29.4	30	30.6	2	80	0.1	23	300	SOD-323
MM3Z33B	32.34	33	33.66	2	80	0.1	25	300	SOD-323
MM3Z36B	35.28	36	36.72	2	90	0.1	27	300	SOD-323
MM3Z39B	38.22	39	39.78	2	100	0.1	30	300	SOD-323
MM3Z43B	42.14	43	43.86	2	130	0.1	33	300	SOD-323
MM3Z47B	46.06	47	47.94	2	150	0.1	36	300	SOD-323
MM3Z51B	49.98	51	52.02	2	180	0.1	39	300	SOD-323
MM3Z56B	54.88	56	57.12	2	200	0.1	43	300	SOD-323
MM3Z62B	60.76	62	63.24	2	215	0.1	47	300	SOD-323
MM3Z68B	66.64	68	69.36	2	240	0.1	52	300	SOD-323
MM3Z75B	73.5	75	76.5	2	265	0.1	56	300	SOD-323
MM3Z2V0B	1.96	2	2.04	5	100	120	0.5	300	SOD-323W
MM3Z2V2B	2.16	2.2	2.24	5	100	120	0.7	300	SOD-323W

PARAMETER / TYPE	Zener Voltage Rang				Dynamic Impedance	Reverse Current		Power Dissipation	Package
	V_{ZT}(@I_{ZT})			I_{ZT}	Z_{ZT}(@I_{ZT})	I_R	@V_R	P_D	
	Min(V)	Nom(V)	Max(V)	mA	Max(Ω)	Max(μA)	V	mW	
MM5Z2V4	2.2	2.4	2.6	5	100	50	1	150	SOD-523
MM5Z2V7	2.5	2.7	2.9	5	100	20	1	150	SOD-523
MM5Z3VO	2.8	3	3.2	5	100	10	1	150	SOD-523
MM5Z3V3	3.1	3.3	3.5	5	95	5	1	150	SOD-523
MM5Z3V6	3.4	3.6	3.8	5	90	5	1	150	SOD-523
MM5Z3V9	3.7	3.9	4.1	5	90	3	1	150	SOD-523
MM5Z4V3	4	4.3	4.6	5	90	3	1	150	SOD-523
MM5Z4V7	4.4	4.7	5	5	80	3	2	150	SOD-523
MM5Z5V1	4.8	5.1	5.4	5	60	2	2	150	SOD-523
MM5Z5V6	5.2	5.6	6	5	40	1	2	150	SOD-523
MM5Z6V2	5.8	6.2	6.6	5	10	3	4	150	SOD-523
MM5Z6V8	6.4	6.8	7.2	5	15	2	4	150	SOD-523
MM5Z7V5	7	7.5	7.9	5	15	1	5	150	SOD-523
MM5Z8V2	7.7	8.2	8.7	5	15	0.7	5	150	SOD-523
MM5Z9V1	8.5	9.1	9.6	5	15	0.2	7	150	SOD-523
MM5Z10V	9.4	10	10.6	5	20	0.1	8	150	SOD-523
MM5Z11V	10.4	11	11.6	5	20	0.1	8	150	SOD-523
MM5Z12V	11.4	12	12.7	5	25	0.1	8	150	SOD-523
MM5Z13V	12.4	13.25	14.1	5	30	0.1	8	150	SOD-523
MM5Z15V	14.3	15	15.8	5	30	0.05	10.5	150	SOD-523
MM5Z16V	15.3	16.2	17.1	5	40	0.05	11.2	150	SOD-523
MM5Z18V	16.8	18	19.1	5	45	0.05	12.6	150	SOD-523
MM5Z20V	18.8	20	21.2	5	55	0.05	14	150	SOD-523
MM5Z22V	20.8	22	23.3	2	55	0.05	15.4	150	SOD-523
MM5Z24V	22.8	24.2	25.6	2	70	0.05	16.8	150	SOD-523
MM5Z27V	25.1	27	28.9	2	80	0.05	18.9	150	SOD-523
MM5Z30V	28	30	32	2	80	0.05	21	150	SOD-523
MM5Z33V	31	33	35	2	80	0.05	23.2	150	SOD-523
MM5Z36V	34	36	38	2	90	0.05	25.5	150	SOD-523
MM5Z39V	37	39	41	2	130	0.05	27.3	150	SOD-523
MM5Z43V	40	43	46	1	150	0.05	30.1	150	SOD-523
MM5Z47V	44	47	50	1	170	0.05	32.9	150	SOD-523
MM5Z51V	48	51	54	1	180	0.05	35.7	150	SOD-523
MM5Z56V	52	56	60	1	200	0.05	39.2	150	SOD-523
MM5Z62V	58	62	66	1	215	0.05	43.4	150	SOD-523
MM5Z68V	64	68	72	1	240	0.05	47.6	150	SOD-523
MM5Z75V	70	75	79	1	255	0.05	52.5	150	SOD-523
MM5Z2V2B	2.1	2.2	2.4	5	100	120	0.7	150	SOD-523
MM5Z2V4B	2.4	2.4	2.65	5	100	120	1	200	SOD-523
MM5Z2V7B	2.65	2.7	2.95	5	110	120	1	200	SOD-523
MM5Z3V0B	2.95	3	3.25	5	120	50	1	200	SOD-523
MM5Z3V3B	3.25	3.3	3.55	5	120	20	1	200	SOD-523
MM5Z3V6B	3.6	3.6	3.845	5	100	10	1	200	SOD-523
MM5Z3V9B	3.89	3.9	4.16	5	100	5	1	200	SOD-523
MM5Z4V3B	4.17	4.3	4.43	5	100	5	1	200	SOD-523
MM5Z4V7B	4.55	4.7	4.75	5	100	2	1	200	SOD-523
MM5Z5V1B	4.98	5.1	5.2	5	80	2	1.5	200	SOD-523
MM5Z5V6B	5.49	5.6	5.73	5	60	1	2.5	200	SOD-523
MM5Z6V2B	6.06	6.2	6.33	5	60	1	3	200	SOD-523
MM5Z6V8B	6.65	6.8	6.93	5	40	0.5	3.5	200	SOD-523
MM5Z7V5B	7.28	7.5	7.6	5	30	0.5	4	200	SOD-523
MM5Z8V2B	8.02	8.2	8.36	5	30	0.5	5	200	SOD-523
MM5Z9V1B	8.85	9.1	9.23	5	30	0.5	6	200	SOD-523
MM5Z10B	9.77	10	10.21	5	30	0	7	200	SOD-523
MM5Z11B	10.76	11	11.22	5	30	0.1	8	200	SOD-523
MM5Z12B	11.74	12	12.24	5	30	0.1	9	200	SOD-523
MM5Z13B	12.91	13	13.49	5	37	0.1	10	200	SOD-523

PARAMETER / TYPE	Zener Voltage Rang				Dynamic Impedance	Reverse Current		Power Dissipation	Package
	VZT(@IZT)			IZT	ZZT(@IZT)	IR	@VR	PD	
	MIN(V)	NOM(V)	MAX(V)	mA	MAX(Ω)	MAX(μA)	V	mW	
MM5Z15B	14.34	15	14.98	5	42	0.1	11	200	SOD-523
MM5Z16B	15.85	16	16.51	5	50	0.1	12	200	SOD-523
MM5Z18B	15.85	18	16.51	5	65	0.1	13	200	SOD-523
MM5Z20B	19.52	20	20.39	5	85	0.1	15	200	SOD-523
MM5Z22B	21.54	22	22.47	5	100	0.1	17	200	SOD-523
MM5Z24B	23.72	24	24.78	5	120	0.1	19	200	SOD-523
MM5Z27B	26.19	27	27.53	5	150	0.1	21	200	SOD-523
MM5Z30B	29.19	30	30.69	5	200	0.1	23	200	SOD-523
MM5Z33B	32.15	33	33.79	5	250	0.1	25	200	SOD-523
MM5Z36B	35.07	36	36.87	5	300	0.1	27	200	SOD-523
MM5Z39B	37	39	41	5	100	2	30	200	SOD-523

PARAMETER / TYPE	PIN ARRAY	Zener Voltage Range			@IZT	Dynamic Impedance	Reverse Current		Power Dissipation	Package
		VZT				ZZT	IR	@VR	PD	
		MIN(V)	NOM(V)	MAX(V)	mA	MAX(Ω)	MAX(μA)	V	mW	
BZX84C2V4	壹陽三陰	2.2	2.4	2.6	5	100	50	1	225	SOT-23
BZX84C2V7	壹陽三陰	2.5	2.7	2.9	5	100	20	1	225	SOT-23
BZX84C3V0	壹陽三陰	2.8	3	3.2	5	95	10	1	225	SOT-23
BZX84C3V3	壹陽三陰	3.1	3.3	3.5	5	95	5	1	225	SOT-23
BZX84C3V6	壹陽三陰	3.4	3.6	3.8	5	90	5	1	225	SOT-23
BZX84C3V9	壹陽三陰	3.7	3.9	4.1	5	90	3	1	225	SOT-23
BZX84C4V3	壹陽三陰	4	4.3	4.6	5	90	3	1	225	SOT-23
BZX84C4V7	壹陽三陰	4.4	4.7	5	5	80	3	2	225	SOT-23
BZX84B4V7	壹陽三陰	4.61	4.7	4.79	5	80	3	2	300	SOT-23
BZX84C5V1	壹陽三陰	4.8	5.1	5.4	5	60	2	2	225	SOT-23
BZX84C5V6	壹陽三陰	5.2	5.6	6	5	40	1	2	225	SOT-23
BZX84C6V2	壹陽三陰	5.8	6.2	6.6	5	10	3	4	225	SOT-23
BZX84C6V8	壹陽三陰	6.4	6.8	7.2	5	15	2	4	225	SOT-23
BZX84C7V5	壹陽三陰	7	7.5	7.9	5	15	1	5	225	SOT-23
BZX84C8V2	壹陽三陰	7.7	8.2	8.7	5	15	0.7	5	225	SOT-23
BZX84C9V1	壹陽三陰	8.5	9.1	9.6	5	15	0.5	6	225	SOT-23
BZX84C10	壹陽三陰	9.4	10	10.6	5	20	0.2	7	225	SOT-23
BZX84C11	壹陽三陰	10.4	11	11.6	5	20	0.1	8	225	SOT-23
BZX84C12	壹陽三陰	11.4	12	12.7	5	25	0.1	8	225	SOT-23
BZX84C13	壹陽三陰	12.4	13	14.1	5	30	0.1	8	225	SOT-23
BZX84C15	壹陽三陰	13.8	15	15.6	5	30	0.05	10.5	225	SOT-23
BZX84C16	壹陽三陰	15.3	16	17.1	5	40	0.05	11.2	225	SOT-23
BZX84C18	壹陽三陰	16.8	18	19.1	5	45	0.05	12.6	225	SOT-23
BZX84C20	壹陽三陰	18.8	20	21.2	5	55	0.05	14	225	SOT-23
BZX84C22	壹陽三陰	20.8	22	23.3	5	55	0.05	15.4	225	SOT-23
BZX84C24	壹陽三陰	22.8	24	25.6	5	70	0.05	16.8	225	SOT-23
BZX84C27	壹陽三陰	25.1	27	28.9	5	80	0.05	18.9	225	SOT-23
BZX84C30	壹陽三陰	28	30	32	5	80	0.05	21	225	SOT-23
BZX84C33	壹陽三陰	31	33	35	5	80	0.05	23.1	225	SOT-23
BZX84C36	壹陽三陰	34	36	38	5	90	0.05	25.5	225	SOT-23
BZX84C39	壹陽三陰	37	39	41	5	130	0.05	27.3	225	SOT-23
BZX84C43	壹陽三陰	40	43	46	5	150	0.05	30.1	225	SOT-23
BZX84C47	壹陽三陰	44	47	50	5	170	0.05	32.9	225	SOT-23
BZX84C51	壹陽三陰	48	51	54	5	180	0.05	35.7	225	SOT-23
BZX84C56	壹陽三陰	52	56	60	5	200	0.05	39.2	225	SOT-23
BZX84C62	壹陽三陰	58	62	66	5	215	0.05	43.4	225	SOT-23
BZX84C68	壹陽三陰	64	68	72	5	240	0.05	47.6	225	SOT-23
BZX84C75	壹陽三陰	70	75	79	5	255	0.05	52.5	225	SOT-23

PARAMETER / TYPE	PIN ARRAY	Zener Voltage Range			@IZT	Dynamic Impedance	Reverse Current		Power Dissipation	Package
		VZT				ZZT	IR	@VR	PD	
		MIN(V)	NOM(V)	MAX(V)	mA	MAX(Ω)	MAX(μA)	V	mW	
MMBZ5221B	壹陽三陰	2.28	2.4	2.52	20	30	100	1	225	SOT-23
MMBZ5223B	壹陽三陰	2.57	2.7	2.84	20	30	75	1	225	SOT-23
MMBZ5225B	壹陽三陰	2.85	3	3.15	20	30	50	1	225	SOT-23
MMBZ5226B	壹陽三陰	3.14	3.3	3.47	20	28	25	1	225	SOT-23
MMBZ5227B	壹陽三陰	3.42	3.6	3.78	20	24	15	1	225	SOT-23
MMBZ5228B	壹陽三陰	3.71	3.9	4.1	20	23	10	1	225	SOT-23
MMBZ5229B	壹陽三陰	4.09	4.3	4.52	20	22	5	1	225	SOT-23
MMBZ5230B	壹陽三陰	4.47	4.7	4.94	20	19	5	2	225	SOT-23
MMBZ5231B	壹陽三陰	4.85	5.1	5.36	20	17	5	2	225	SOT-23
MMBZ5232B	壹陽三陰	5.32	5.6	5.88	20	11	5	2	225	SOT-23
MMBZ5233B	壹陽三陰	5.7	6	6.3	20	7	5	3.5	225	SOT-23
MMBZ5234B	壹陽三陰	5.89	6.2	6.51	20	7	5	4	225	SOT-23
MMBZ5235B	壹陽三陰	6.46	6.8	7.14	20	5	3	5	225	SOT-23
MMBZ5236B	壹陽三陰	7.13	7.5	7.88	20	6	3	6	225	SOT-23
MMBZ5237B	壹陽三陰	7.79	8.2	8.61	20	8	3	6.2	225	SOT-23
MMBZ5238B	壹陽三陰	8.27	8.7	9.14	20	8	3	6.5	225	SOT-23
MMBZ5239B	壹陽三陰	8.65	9.1	9.56	20	10	3	7	225	SOT-23
MMBZ5240B	壹陽三陰	9.5	10	10.5	20	17	3	8	225	SOT-23
MMBZ5241B	壹陽三陰	10.45	11	11.55	20	22	2	8.4	225	SOT-23
MMBZ5242B	壹陽三陰	11.4	12	12.6	20	30	1	9.1	225	SOT-23
MMBZ5243B	壹陽三陰	12.35	13	13.65	9.5	13	0.5	9.9	225	SOT-23
MMBZ5245B	壹陽三陰	14.25	15	15.75	8.5	16	0.1	11	225	SOT-23
MMBZ5246B	壹陽三陰	15.2	16	16.8	7.8	17	0.1	12	225	SOT-23
MMBZ5250B	壹陽三陰	19	20	21	6.2	25	0.1	15	225	SOT-23
MMBZ5251B	壹陽三陰	20.9	22	23.1	5.6	29	0.1	17	225	SOT-23
MMBZ5252B	壹陽三陰	22.8	24	25.2	5.2	33	0.1	18	225	SOT-23
MMBZ5254B	壹陽三陰	25.65	27	28.35	5	41	0.1	21	225	SOT-23
MMBZ5255B	壹陽三陰	26.6	28	29.4	4.5	44	0.1	21	225	SOT-23
MMBZ5256B	壹陽三陰	28.5	30	31.5	4..2	49	0.1	23	225	SOT-23
MMBZ5257B	壹陽三陰	31.35	33	34.65	3.8	58	0.1	25	225	SOT-23
MMBZ5258B	壹陽三陰	34.2	36	37.8	3	70	0.1	27	225	SOT-23
MMBZ5259B	壹陽三陰	37.05	39	40.95	32	80	0.1	30	225	SOT-23

ZENER DIODES TWO CHIP

PARAMETER / TYPE	PD	腳位	VRWM	IR@VRWM	VBR@IMA	Package
	MW	PIN ARRAY	V	μA	V	
MMBZ5V6A	300	共陽三陽	3	5	5.32-5.88	SOT-23
MMBZ6V2A	300	共陽三陽	3	0.5	5.89-6.51	SOT-23
MMBZ6V8A	300	共陽三陽	4.5	0.5	6.46-7.14	SOT-23
MMBZ9V1A	300	共陽三陽	6	0.3	8.65-9.56	SOT-23
MMBZ10VA	300	共陽三陽	6.5	0.3	9.5-10.5	SOT-23
MMBZ12VA	300	共陽三陽	8.5	0.2	11.4-12.6	SOT-23
MMBZ15VA	300	共陽三陽	12	0.05	14.25-15.75	SOT-23
MMBZ18VA	300	共陽三陽	14.5	0.05	17.1-18.9	SOT-23
MMBZ20VA	300	共陽三陽	17	0.05	19-21	SOT-23
MMBZ27VA	300	共陽三陽	22	0.05	25.65-28.35	SOT-23
MMBZ33VA	300	共陽三陽	26	0.05	31.35-34.65	SOT-23

BI-DIRECTIONAL TRIGGER DIODES

PARAMETER / TYPE	V_{BO}@22nF	+/-V_{BO}	△V	V_O	I_{BO}	I_B	T_{RR}	Package
	V	V	V	V	μA	μA	μS	
DB3T	28	3	5	5	50	10	2	SOD-123
DC34T	30	3	5	5	50	10	2	SOD-123
DB4T	35	3	5	5	50	10	2	SOD-123
LLDB3	28	3	5	5	100	10		SOD-80

SWITCH DIODES

PARAMETER / TYPE	PD	V_{RRM}	I_O	I_F	V_F		I_R		T_{RR}	Package
						I_F		V_R		
	mW	V	mA	mA	V	mA	μA	V	NS	
BAV19WL	500	120		250	1	100	0.1	120	50	SOD-123FL
BAV20WL	500	200		250	1	100	0.1	150	50	SOD-123FL
BAV21WL	500	250		250	1	100	0.1	200	50	SOD-123FL
BAV100	500	60		250	1	100	0.1	50	50	SOD-80
BAV101	500	120		250	1	100	0.1	100	50	SOD-80
BAV102	500	200		250	1	100	0.1	150	50	SOD-80
BAV103	500	250		250	1	100	0.1	200	50	SOD-80
LL4148	500	100		200	1	20	5	75	4	SOD-80
MMSD914	350	75	150		1	50	2.5	75	4	SOD-123
MMSD4148	350	75	150	2	1	50	2.5	75	4	SOD-123
BAV16W	400	75	150	300	1.25	150	1	75	4	SOD-123
1N4148W	400	100	150	300	1.25	150	1	75	8	SOD-123
1N4448W	350	100	250	500	1.25	150	2.5	75	4	SOD-123
BAV19W	250	100	200	400	1.25	200	0.1	100	50	SOD-123
BAV20W	250	150	200	400	1.25	200	0.1	150	50	SOD-123
BAV21W	250	200	200	400	1.25	200	0.1	200	50	SOD-123
KDS160	200	85		150	1	50	1	75	4	SOD-323
BAV19WS	200	150		200	1.25	200	0.1	100	50	SOD-323
BAV20WS	200	200		200	1.25	200	0.1	150	50	SOD-323
BAV21WS	200	250		200	1.25	200	0.1	200	50	SOD-323
1SS352	200	85		200	1.2	100	0.5	80	4	SOD-323
1SS355	200	80	150	250	1.2	100	0.1	80	4	SOD-323
BAV16WS	200	75	150	300	1.25	150	1	75	4	SOD-323
BAS316		100		300	1.1	150	1	50	6	SOD-323
1N4148WS	200	100	150	300	1.25	150	1	75	8	SOD-323
BAS321	200	250	200	400	1	100	100	200	50	SOD-323
1N4448WS	200	100	250	500	1.25	150	2.5	75	4	SOD-323

PARAMETER / TYPE	PD	VRRM	IO	IF	VF		IR		TRR	Package
						IF		VR		
	mW	V	mA	mA	V	mA	μA	V	NS	
KDS114E		30		2	0.85	2	0.01	20		SOD-523
BAR64-02	150	150		100	1.1	50	10	150		SOD-523
BAV19WT	200	120		200	1	100	0.1	100	50	SOD-523
BAV20WT	200	200		200	1	100	0.1	150	50	SOD-523
BAV21WT	200	250		200	1	100	0.1	200	50	SOD-523
1N4148WT	150	80		250	1.25	100		75	4	SOD-523
BAR64-02	150	150		100	1.1	50	10	150		SOD-523
BAV19WT	200	120		200	1	100	0.1	100	50	SOD-523
BAV20WT	200	200		200	1	100	0.1	150	50	SOD-523
BAV21WT	200	250		200	1	100	0.1	200	50	SOD-523
1N4148WT	150	80		250	1.25	100		75	4	SOD-523
1SS400	150	80		225	1.2	100	20	80	4	SOD-523
KDS160E	150	90		225	1.2	100	20	80	4	SOD-523
BAS516	150	90		225	1.2	100	20	80	4	SOD-523
BAS716	150	90		225	1.2	100	20	80	4	SOD-523
1SS400G		90	100	225	1.2	100	0.1	80	4	SOD-723

PARAMETER / TYPE	PD	PIN ARRAY	VRRM	IO	IF	VF		IR		TRR	Package
							If		VR		
	mW		V	mA	mA	V	mA	μA	V	NS	
1SS181	150	共陽三陽	80		100	1.2	100	0.5	80	4	SOT-23
1SS184	150	共陰三陽	80		100	1.2	100	0.5	80	4	SOT-23
1SS187	150	壹陰三陽	80		100	1.2	100	0.5	80	4	SOT-23
1SS190	150	二陰三陽	80		100	1.2	100	0.5	80	4	SOT-23
1SS193	150	壹陽三陰	80		100	1.2	100	0.5	80	4	SOT-23
1SS196	150	二陽三陰	80		100	1.2	100	0.5	80	4	SOT-23
1SS226	150	串聯壹陽	80		100	1.2	100	0.5	80	4	SOT-23
MMBD2836	150	共陽三陽	50		100	1.2	100	0.1	50	4	SOT-23
BAL99	225	二陰三陽	70		100	1.25	150	2.5	70	6	SOT-23
BAS31	350	串聯壹陽	120		200	1	200	0.1	90	50	SOT-23
BAS116	225	壹陽三陰	75		200	1.25	150	5	75	3000	SOT-23
BAS16	225	壹陽三陰	75		200	1.25	200	1	75	6	SOT-23
BAS19	250	壹陽三陰	100		200	1	100	0.1	100	50	SOT-23
BAS21	225	壹陽三陰	250		200	1.25	200	1	200	50	SOT-23
BAS21C	225	共陽三陰	250		200	1.25	200	1	200	50	SOT-23
BAS21S	225	串聯壹陽	250		200	1.25	200	1	200	50	SOT-23
BAW56	225	共陰三陽	70		200	1.25	150	2.5	70	6	SOT-23
BAV70	225	共陰三陽	70		200	1.25	150	2.5	70	6	SOT-23
BAV74	225	共陰三陽	50		200	1	100	0.1	50	4	SOT-23
MMBD914	225	壹陽三陰	75		200	1.25	150	2.5	75	4	SOT-23
MMBD7000	225	串聯壹陽	100		200	1.1	100	3	100	4	SOT-23
MMBD4148CA	350	共陽三陽	100		200	1	10	5	75	4	SOT-23
MMBD4148CC	350	共陰三陽	100		200	1	10	5	75	4	SOT-23
MMBD4148SE	350	串聯壹陽	100		200	1	10	5	75	4	SOT-23
BAV99	225	串聯壹陽	70		215	1.25	150	2.5	70	6	SOT-23
BAV199	300	串聯壹陽	70		215	1.25	150	5	70	3000	SOT-23
MMBD1203	300	串聯壹陽	70		250	1	50	2.5	70	6	SOT-23
MMBD2838	150	共陽三陰	50		300	1.2	100	0.1	50	3	SOT-23
MMBD1501A	350	壹陽三陰	200		300	1.5	300	0.01	180		SOT-23
BAS21A	225	共陰三陽	250	200	400	1	100	1	200	50	SOT-23
MMBD4148	350	壹陽三陰	75		600	1.25	150	2.5	75	4	SOT-23
MMBD1503A	350	串聯壹陽	200		600	1.5	300	0.01	180		SOT-23
MMBD1504A	350	共陽三陰	200		600	1.5	300	0.01	180		SOT-23

PARAMETER / TYPE	PD	PIN ARRAY	V_{RRM}	I_O	I_F	V_F		I_R		T_{RR}	Package
							I_f		V_R		
	mW		V	mA	mA	V	mA	μA	V	NS	
BAW56W	200	共陽三陽	70		200	1	60	2.5	70	6	SOT-323
CMSD2004S	250	串聯壹陽	300	200	225	1	100	0.1	240	50	SOT-323
BAV70W	200	共陽三陰	75		300	1	50	2.5	75	4	SOT-323
BAV99W	200	串聯壹陽	75		300	1	50	2.5	75	4	SOT-323
BAS19W	200	壹陽三陰	120	200	400	1	100	0.1	100	50	SOT-323
BAS20W	200	壹陽三陰	200	200	400	1	100	0.1	150	50	SOT-323
BAS21W	200	壹陽三陰	250	200	400	1	100	0.1	200	50	SOT-323
BAW56T	150	共陽三陽	85		75	1	50	2	75	4	SOT-523
BAW70T	150	共陽三陰	85		75	1	50	2	75	4	SOT-523
BAW99T	150	串聯壹陽	85		75	1	50	2	75	4	SOT-523

VARIABLE CAPACITANCE DIODES

PARAMETER / TYPE	V_R	R_S	I_R		C_1		C_2		Package
				V_R	P_F	V_R	P_F	V_R	
	V	Ω	nA	V	V	V	V	V	
BBY56-02W	10	0.6	5	6	39.75	1	23.5	2	SOD-523
BB910	6	0.8	10	6	40	0.5	15	5	SOD-323
1S2638	10	0.8	100	10	8	4			SOD-323
1SV229	15	0.4	5	15	15	2	6	10	SOD-323
KV1471	16	0.8	50	10	35.6	1	7.7	4.5	SOD-323
KV1471E	18	1	50	10	35.6	1	7.7	4.5	SOD-323
HVU202B	28	0.6	10	28	15.555	2	2.275	25	SOD-323
1SV214	30	0.55	10	28	15.2	2	2.27	25	SOD-323
BB133	30	0.9	10	30	42	0.5	2.4	28	SOD-323
HVU131	65	1	100	60	0.8	1			SOD-323

PIN DIODES

PARAMETER / TYPE	V_R	I_F	I_R		RD1		RD2		Package
				V_R		@I_F		@I_F	
	V	mA	μA	V	Ω	mA	Ω	mA	
BAP50-03	50	50	0.1	50	25	0.5	3	10	SOD-323
BAP64-03	175	100	10	175	20	0.5	0.7	100	SOD-323
BAR64-02V	150	100	10	150	9	0.5	2.5	10	SOD-523

ESD PROTECTION TUBE / TVS

PARAMETER / TYPE	V_{RRM}	V_{BR}	I_R		C_J	$V_{C@IPP}$	I_{PP} TP=8/20us	Peak Pulse Current I_{PP}	Package
				V_{RRM}					
	V	V	μA	V	PF	V	A	W	
SBLC03CI	3	4	20	3	0.8	13.9	8	250	SOD-323
SBLC05CI	5	6	5	5	0.8	18.3	8	250	SOD-323
SBLC08CI	8	8.5	2	8	0.8	18.5	8	250	SOD-323
SBLC12CI	12	13.3	1	12	0.8	28.6	6	250	SOD-323
SBLC15CI	15	16.7	1	15	0.8	31.8	5	250	SOD-323
SBLC24CI	24	26.7	1	24	0.8	56	3	250	SOD-323
GBLC03CI	3	4	5	3	0.8	7	20	350	SOD-323
GBLC05CI	5	6	1	5	0.8	9.8	18	350	SOD-323
GBLC08CI	8	8.5	1	8	0.8	13.4	18	350	SOD-323
GBLC12CI	12	13.3	1	12	0.8	19	12	350	SOD-323
GBLC15CI	15	16.7	1	15	0.8	24	10	350	SOD-323
GBLC18CI	18	20	1	18	0.8	35	7	350	SOD-323
GBLC20CI	20	22	1	20	0.8	38	7	350	SOD-323
GBLC24CI	24	26.7	1	24	0.8	43	6	350	SOD-323
SD03	3.3	4	40	3.3	450	10.5	20	350	SOD-323
SD03C	3.3	4	40	3.3	450	10.5	20	350	SOD-323
SD05	5	6	10	5	300	18	17	350	SOD-323
SD05C	5	6	10	5	200	18	17	350	SOD-323
SD05T	5	7	1	5	980	20	140	2800	SOD-323
SD07T	7	8	1	7	700	25	105	2625	SOD-323
SD08C	8	8.5	2	8	120	24	15	350	SOD-323
SD12C	12	13.3	1	12	75	32	11	350	SOD-323
SD12	12	13.3	1	12	130	32	11	350	SOD-323
SD15C	15	16.7	1	15	68	38	10	350	SOD-323
SD15	15	16.7	1	15	120	38	10	350	SOD-323
SD18C	18	20	1	18	57	45	9	350	SOD-323
SD18	18	20	1	18	100	45	9	350	SOD-323
SD20	20	22.3	1	20	90	50	8	350	SOD-323
SD20C	20	22.3	1	20	52	50	8	350	SOD-323
SD24	24	26.7	1	24	80	52	7	350	SOD-323
SD24C	24	26.7	1	24	50	52	7	350	SOD-323
SD36	36	40	1	36	60	75	5	350	SOD-323
SD36C	36	40	1	36	35	75	5	350	SOD-323
SD4V5TC	4.5	5.2	1	4.5	300	17	160	3200	SOD-323
ESD5Z2.5	2.5	4	6	2.5	145	10.9	11	120	SOD-523
ESD5Z3.3	3.3	5	1	3.3	105	14.1	11.2	158	SOD-523
ESD5Z5.0	5	6.2	1	5	80	18.6	9.4	174	SOD-523
ESD5Z5.0C	5	5.6	1	5	15	12	4	48	SOD-523
ESD5L5.0C	5	11	1	5	0.4	20	4	100	SOD-523
ESD5B5CM	5	7.8	1	5	40	20	20	400	SOD-523
ESD0502T5L	5	6	0.1	5	0.3	15	4	60	SOD-523
ESD5Z6.0	6	6.8	1	6	70	20.5	8.8	181	SOD-523
ESD5Z7.0	7	7.5	1	7	65	22.7	8.8	200	SOD-523
ESD5Z7.0C	7	7.5	0.01	7.5	65	13.5	8.8	0.2	SOD-523
ESD9D5.0C	5	5.6	1	5	15	9.8	1	100	SOD-923
ESD0301BL	3.3	4.2	1	3.3	0.5	21	4	84	SOD-882
ESD0501BL	5	6	0.1	5	0.5	22	4	88	SOD-882
ESD5V0S1BL	5	5.6	0.5	5	15	18.6	9.4	174	SOD-882
PESD5V0S1BL	5	5.6	0.5	5	15	18.6	9.4	174	SOD-882

PARAMETER / TYPE	V_{RRM}	V_{BR}	I_R		C_J	$V_{C@IPP}$	I_{PP} TP=8/20us	Peak Pulse Current I_{PP}	Package
				V_{RRM}					
	V	V	μA	V	PF	V	A	W	
ESD05D6CU	5	5.6	2	5	3	14	2	35	DFN0603
ESD05D6BN	5	5.6	1	5	18	12	6	72	DFN0603
ESD05D6BU	5	6	2	6	4.5	14	2	35	DFN0603
ESD0501L	5	6	0.1	5	0.5	15	4	60	DFN1006
ESD8D5V0	5	6.2	1	5	80	15	7	105	DFN1006
ESD8D12V	12	13.3	1	12	45	26	4	104	DFN1006
ESD8D15V	15	16	1	15	28	30	4	120	DFN1006
ESD3324P	3.3	4.2	1	3.3		10	1	56	DFN2510
ESD3324PL	3.3	4.2	1	3.3	0.5	10	1	56	DFN2510
ESD0524P	5	6	1	5	0.3	15	2		DFN2510
SM03	3.3	4	40	3.3	450	14	20	350	SOT-23
SM03C	3.3	4	40	3.3	450	16	20	350	SOT-23
SM05	5	6.2	10	5	110	9.8	1	300	SOT-23
SM05C	5	6	1	5	200	18	10	350	SOT-23
SM08	8	8.5	2	8	240	24	15	350	SOT-23
SM08C	8	8.5	2	8	120	24	15	350	SOT-23
SM12	12	13.3	1	12	60	19	1	300	SOT-23
SM12C	12	13.3	1	12	75	32	11	350	SOT-23
SM15C	15	16.7	1	15	68	38	10	350	SOT-23
SM18	18	20	1	18	100	45	9	350	SOT-23
SM18C	18	20	1	18	57	45	9	350	SOT-23
SM20	20	22	1	20	90	50	8	350	SOT-23
SM20C	20	22.3	1	20	52	50	8	350	SOT-23
SM24	24	26.7	1	24	80	52	7	350	SOT-23
SM24C	24	26.7	1	24	50	52	7	350	SOT-23
SM36	36	40	1	36	60	75	5	350	SOT-23
SM36C	36	40	1	36	35	75	4.5	350	SOT-23
SM712	12	13.3	1	12	45	26	17		SOT-23
	7	7.5	20	7	45	12	17		
NUP1105	24	26.2	0.1	24	30	44	8	350	SOT-23
NUP2105	24	26.2	0.1	24	30	44	8	350	SOT-23
ESD0504TL	5	6	1	5	0.2	15	4	60	SOT23-6

TVS

TYPE / PARAMETER		Reverse Stand-off Voltage	Breakdown Voltage V_{BR}@I_T		Test Current I_T	Maximum Reverse Leakage	Max. Clamp Voltage V_C@I_{PP}	Peak Pulse Current I_{PP}	Peak Pulse Power Dissipation P_{PPM}	Package
		V_{RMW}	Min	Max						
UNI	BI	V	V	V	mA	μA	V	A	W	
SMAJ5.0A	SMAJ5.0CA	5	6.4	7	10	800	9.2	43.5	400	SMA
SMAJ6.0A	SMAJ6.0CA	6	6.67	7.37	10	800	10.3	38.8	400	SMA
SMAJ6.5A	SMAJ6.5CA	6.5	7.22	7.98	10	500	11.2	35.7	400	SMA
SMAJ7.0A	SMAJ7.0CA	7	7.78	8.6	10	200	12	33.3	400	SMA
SMAJ7.5A	SMAJ7.5CA	7.5	8.33	9.21	1	100	12.9	31	400	SMA
SMAJ8.0A	SMAJ8.0CA	8	8.89	9.83	1	50	13.6	29.4	400	SMA
SMAJ8.5A	SMAJ8.5CA	8.5	9.44	10.4	1	20	14.4	27.8	400	SMA
SMAJ9.0A	SMAJ9.0CA	9	10	11.1	1	10	15.4	26	400	SMA
SMAJ10A	SMAJ10CA	10	11.1	12.3	1	5	17	23.5	400	SMA
SMAJ11A	SMAJ11CA	11	12.2	13.5	1	1	18.2	22	400	SMA
SMAJ12A	SMAJ12CA	12	13.3	14.7	1	1	19.9	20.1	400	SMA
SMAJ13A	SMAJ13CA	13	14.4	15.9	1	1	21.5	18.6	400	SMA
SMAJ14A	SMAJ14CA	14	15.6	17.2	1	1	23.2	17.2	400	SMA
SMAJ15A	SMAJ15CA	15	16.7	18.5	1	1	24.4	16.4	400	SMA
SMAJ16A	SMAJ16CA	16	17.8	19.7	1	1	26	15.4	400	SMA
SMAJ17A	SMAJ17CA	17	18.9	20.9	1	1	27.6	14.5	400	SMA
SMAJ18A	SMAJ18CA	18	20	22.1	1	1	29.2	13.7	400	SMA
SMAJ20A	SMAJ20CA	20	22.2	24.5	1	1	32.4	12.3	400	SMA
SMAJ22A	SMAJ22CA	22	24.4	26.9	1	1	35.5	11.3	400	SMA
SMAJ24A	SMAJ24CA	24	26.7	29.5	1	1	38.9	10.3	400	SMA
SMAJ26A	SMAJ26CA	26	28.9	31.9	1	1	42.1	9.5	400	SMA
SMAJ28A	SMAJ28CA	28	31.1	34.4	1	1	45.4	8.8	400	SMA
SMAJ30A	SMAJ30CA	30	33.3	36.8	1	1	48.4	8.3	400	SMA
SMAJ33A	SMAJ33CA	33	36.7	40.6	1	1	53.3	7.5	400	SMA
SMAJ36A	SMAJ36CA	36	40	44.2	1	1	58.1	6.9	400	SMA
SMAJ40A	SMAJ40CA	40	44.4	49.1	1	1	64.5	6.2	400	SMA
SMAJ43A	SMAJ43CA	43	47.8	52.8	1	1	69.4	5.8	400	SMA
SMAJ45A	SMAJ45CA	45	50	55.3	1	1	72.7	5.5	400	SMA
SMAJ48A	SMAJ48CA	48	53.3	58.9	1	1	77.4	5.2	400	SMA
SMAJ51A	SMAJ51CA	51	56.7	62.7	1	1	82.4	4.9	400	SMA
SMAJ54A	SMAJ54CA	54	60	66.3	1	1	87.1	4.6	400	SMA
SMAJ58A	SMAJ58CA	58	64.4	71.2	1	1	93.6	4.3	400	SMA
SMAJ60A	SMAJ60CA	60	66.7	73.7	1	1	96.8	4.1	400	SMA
SMAJ64A	SMAJ64CA	64	71.1	78.6	1	1	103	3.9	400	SMA
SMAJ70A	SMAJ70CA	70	77.8	86	1	1	113	3.5	400	SMA
SMAJ75A	SMAJ75CA	75	83.3	92.1	1	1	121	3.3	400	SMA
SMAJ78A	SMAJ78CA	78	86.7	95.8	1	1	126	3.2	400	SMA
SMAJ85A	SMAJ85CA	85	94.4	104	1	1	137	2.9	400	SMA
SMAJ90A	SMAJ90CA	90	100	111	1	1	146	2.7	400	SMA
SMAJ100A	SMAJ100CA	100	111	123	1	1	162	2.5	400	SMA
SMAJ110A	SMAJ110CA	110	122	135	1	1	177	2.3	400	SMA
SMAJ120A	SMAJ120CA	120	133	147	1	1	193	2.1	400	SMA
SMAJ130A	SMAJ130CA	130	144	159	1	1	209	1.9	400	SMA
SMAJ150A	SMAJ150CA	150	167	185	1	1	243	1.6	400	SMA

TYPE / PARAMETER		Reverse Stand-off Voltage	Breakdown Voltage V_{BR}@I_T		Test Current I_T	Maximum Reverse Leakage	Max. Clamp Voltage V_C@I_{PP}	Peak Pulse Current I_{PP}	Peak Pulse Power Dissipation P_{PPM}	Package
		V_{RMW}	Min	Max						
UNI	BI	V	V	V	mA	μA	V	A	W	
SMAJ160A	SMAJ160CA	160	178	197	1	1	259	1.5	400	SMA
SMAJ170A	SMAJ170CA	170	189	209	1	1	275	1.5	400	SMA
SMAJ180A	SMAJ180CA	180	201	222	1	1	292	1.4	400	SMA
SMAJ200A	SMAJ200CA	200	224	247	1	1	324	1.2	400	SMA
SMAJ220A	SMAJ220CA	220	246	272	1	1	356	1.1	400	SMA
SMAJ250A	SMAJ250CA	250	279	309	1	1	405	1	400	SMA
SMAJ300A	SMAJ300CA	300	335	371	1	1	486	0.8	400	SMA
SMAJ350A	SMAJ350CA	350	391	432	1	1	567	0.7	400	SMA
SMAJ400A	SMAJ400CA	400	447	494	1	1	648	0.6	400	SMA
SMAJ440A	SMAJ440CA	440	492	543	1	1	713	0.6	400	SMA
SMBJ5.0A	SMBJ5.0CA	5	6.4	7	10	800	9.2	65.3	600	SMB
SMBJ6.0A	SMBJ6.0CA	6	6.67	7.37	10	800	10.3	58.3	600	SMB
SMBJ6.5A	SMBJ6.5CA	6.5	7.22	7.98	10	500	11.2	53.6	600	SMB
SMBJ7.0A	SMBJ7.0CA	7	7.78	8.6	10	200	12	50	600	SMB
SMBJ7.5A	SMBJ7.5CA	7.5	8.33	9.21	1	100	12.9	46.6	600	SMB
SMBJ8.0A	SMBJ8.0CA	8	8.89	9.83	1	50	13.6	44.2	600	SMB
SMBJ8.5A	SMBJ8.5CA	8.5	9.44	10.4	1	20	14.4	41.7	600	SMB
SMBJ9.0A	SMBJ9.0CA	9	10	11.1	1	10	15.4	39	600	SMB
SMBJ10A	SMBJ10CA	10	11.1	12.3	1	5	17	35.3	600	SMB
SMBJ11A	SMBJ11CA	11	12.2	13.5	1	1	18.2	33	600	SMB
SMBJ12A	SMBJ12CA	12	13.3	14.7	1	1	19.9	30.2	600	SMB
SMBJ13A	SMBJ13CA	13	14.4	15.9	1	1	21.5	28	600	SMB
SMBJ14A	SMBJ14CA	14	15.6	17.2	1	1	23.2	25.9	600	SMB
SMBJ15A	SMBJ15CA	15	16.7	18.5	1	1	24.4	24.6	600	SMB
SMBJ16A	SMBJ16CA	16	17.8	19.7	1	1	26	23.1	600	SMB
SMBJ17A	SMBJ17CA	17	18.9	20.9	1	1	27.6	21.8	600	SMB
SMBJ18A	SMBJ18CA	18	20	22.1	1	1	29.2	20.6	600	SMB
SMBJ20A	SMBJ20CA	20	22.2	24.5	1	1	32.4	18.6	600	SMB
SMBJ22A	SMBJ22CA	22	24.4	26.9	1	1	35.5	16.9	600	SMB
SMBJ24A	SMBJ24CA	24	26.7	29.5	1	1	38.9	15.5	600	SMB
SMBJ26A	SMBJ26CA	26	28.9	31.9	1	1	42.1	14.3	600	SMB
SMBJ28A	SMBJ28CA	28	31.1	34.4	1	1	45.4	13.3	600	SMB
SMBJ30A	SMBJ30CA	30	33.3	36.8	1	1	48.4	12.4	600	SMB
SMBJ33A	SMBJ33CA	33	36.7	40.6	1	1	53.3	11.3	600	SMB
SMBJ36A	SMBJ36CA	36	40	44.2	1	1	58.1	10.4	600	SMB
SMBJ40A	SMBJ40CA	40	44.4	49.1	1	1	64.5	9.3	600	SMB
SMBJ43A	SMBJ43CA	43	47.8	52.8	1	1	69.4	8.7	600	SMB
SMBJ45A	SMBJ45CA	45	50	55.3	1	1	72.7	8.3	600	SMB
SMBJ48A	SMBJ48CA	48	53.3	58.9	1	1	77.4	7.8	600	SMB
SMBJ51A	SMBJ51CA	51	56.7	62.7	1	1	82.4	7.3	600	SMB
SMBJ54A	SMBJ54CA	54	60	66.3	1	1	87.1	6.9	600	SMB
SMBJ58A	SMBJ58CA	58	64.4	71.2	1	1	93.6	6.5	600	SMB
SMBJ60A	SMBJ60CA	60	66.7	73.7	1	1	96.8	6.2	600	SMB
SMBJ64A	SMBJ64CA	64	71.1	78.6	1	1	103	5.9	600	SMB
SMBJ70A	SMBJ70CA	70	77.8	86	1	1	113	5.3	600	SMB
SMBJ75A	SMBJ75CA	75	83.3	92.1	1	1	121	5	600	SMB
SMBJ78A	SMBJ78CA	78	86.7	95.8	1	1	126	4.8	600	SMB
SMBJ85A	SMBJ85CA	85	94.4	104	1	1	137	4.4	600	SMB
SMBJ90A	SMBJ90CA	90	100	111	1	1	146	4.1	600	SMB
SMBJ100A	SMBJ100CA	100	111	123	1	1	162	3.7	600	SMB
SMBJ110A	SMBJ110CA	110	122	135	1	1	177	3.4	600	SMB

TYPE / PARAMETER		Reverse Stand-off Voltage	Breakdown Voltage V_{BR}@I_T		Test Current I_T	Maximum Reverse Leakage	Max. Clamp Voltage V_C@I_{PP}	Peak Pulse Current I_{PP}	Peak Pulse Power Dissipation P_{PPM}	Package
		V_{RMW}	Min	Max						
UNI	BI	V	V	V	mA	μA	V	A	W	
SMBJ120A	SMBJ120CA	120	133	147	1	1	193	3.1	600	SMB
SMBJ130A	SMBJ130CA	130	144	159	1	1	209	2.9	600	SMB
SMBJ150A	SMBJ150CA	150	167	185	1	1	243	2.5	600	SMB
SMBJ160A	SMBJ160CA	160	178	197	1	1	259	2.3	600	SMB
SMBJ170A	SMBJ170CA	170	189	209	1	1	275	2.2	600	SMB
SMBJ180A	SMBJ180CA	180	201	222	1	1	292	2.1	600	SMB
SMBJ188A	SMBJ188CA	188	209	231	1	1	304	2	600	SMB
SMBJ200A	SMBJ200CA	200	224	247	1	1	324	1.9	600	SMB
SMBJ220A	SMBJ220CA	220	246	272	1	1	356	1.7	600	SMB
SMBJ250A	SMBJ250CA	250	279	309	1	1	405	1.5	600	SMB
SMBJ300A	SMBJ300CA	300	335	371	1	1	486	1.3	600	SMB
SMBJ350A	SMBJ350CA	350	391	432	1	1	567	1.1	600	SMB
SMBJ400A	SMBJ400CA	400	447	494	1	1	648	0.9	600	SMB
SMBJ440A	SMBJ440CA	440	492	543	1	1	713	0.9	600	SMB
P6SMB6.8A	P6SMB6.8CA	5.8	6.45	7.14	10	1000	10.5	58.1	600	SMB
P6SMB7.5A	P6SMB7.5CA	6.4	7.13	7.88	10	500	11.3	54	600	SMB
P6SMB8.2A	P6SMB8.2CA	7.02	7.79	8.61	10	200	12.1	50.4	600	SMB
P6SMB9.1A	P6SMB9.1CA	7.78	8.65	9.55	1	50	13.4	45.5	600	SMB
P6SMB10A	P6SMB10CA	8.55	9.5	10.5	1	10	14.5	42.1	600	SMB
P6SMB11A	P6SMB11CA	9.4	10.5	11.6	1	5	15.6	39.1	600	SMB
P6SMB12A	P6SMB12CA	10.2	11.4	12.6	1	5	16.7	36.5	600	SMB
P6SMB13A	P6SMB13CA	11.1	12.4	13.7	1	1	18.2	33.5	600	SMB
P6SMB15A	P6SMB15CA	12.8	14.3	15.8	1	1	21.2	28.8	600	SMB
P6SMB16A	P6SMB16CA	13.6	15.2	16.8	1	1	22.5	27.1	600	SMB
P6SMB18A	P6SMB18CA	15.3	17.1	18.9	1	1	25.5	24.2	600	SMB
P6SMB20A	P6SMB20CA	17.1	19	21	1	1	27.7	22	600	SMB
P6SMB22A	P6SMB22CA	18.8	20.9	23.1	1	1	30.6	19.9	600	SMB
P6SMB24A	P6SMB24CA	20.5	22.8	25.2	1	1	33.2	18.4	600	SMB
P6SMB27A	P6SMB27CA	23.1	25.7	28.4	1	1	37.5	16.3	600	SMB
P6SMB30A	P6SMB30CA	25.6	28.5	31.5	1	1	41.4	14.7	600	SMB
P6SMB33A	P6SMB33CA	28.2	31.4	34.7	1	1	45.7	13.3	600	SMB
P6SMB36A	P6SMB36CA	30.8	34.2	37.8	1	1	49.9	12.2	600	SMB
P6SMB39A	P6SMB39CA	33.3	37.1	41	1	1	53.6	11.3	600	SMB
P6SMB43A	P6SMB43CA	36.8	40.9	45.2	1	1	59.3	10.3	600	SMB
P6SMB47A	P6SMB47CA	40.2	44.7	49.4	1	1	64.8	9.4	600	SMB
P6SMB51A	P6SMB51CA	43.6	48.5	53.6	1	1	70.1	8.7	600	SMB
P6SMB56A	P6SMB56CA	47.8	53.2	58.8	1	1	77	7.9	600	SMB
P6SMB58A	P6SMB58CA	52.78	55.1	60.9	1	1	79.8	7.7	600	SMB
P6SMB62A	P6SMB62CA	53	58.9	65.1	1	1	85	7.2	600	SMB
P6SMB68A	P6SMB68CA	58.1	64.6	71.4	1	1	92	6.6	600	SMB
P6SMB75A	P6SMB75CA	64.1	71.3	78.8	1	1	103	5.9	600	SMB
P6SMB82A	P6SMB82CA	70.1	77.9	86.1	1	1	113	5.4	600	SMB
P6SMB91A	P6SMB91CA	77.8	86.5	95.5	1	1	125	4.9	600	SMB
P6SMB100A	P6SMB100CA	85.5	95	105	1	1	137	4.5	600	SMB
P6SMB110A	P6SMB110CA	94	105	116	1	1	152	4	600	SMB
P6SMB120A	P6SMB120CA	102	114	126	1	1	165	3.7	600	SMB
P6SMB130A	P6SMB130CA	111	124	137	1	1	179	3.4	600	SMB
P6SMB150A	P6SMB150CA	128	143	158	1	1	207	2.9	600	SMB
P6SMB160A	P6SMB160CA	136	152	168	1	1	219	2.8	600	SMB
P6SMB170A	P6SMB170CA	145	162	179	1	1	234	2.6	600	SMB
P6SMB180A	P6SMB180CA	154	171	189	1	1	246	2.5	600	SMB
P6SMB200A	P6SMB200CA	171	190	210	1	1	274	2.2	600	SMB
P6SMB220A	P6SMB220CA	185	209	231	1	1	328	1.9	600	SMB
P6SMB250A	P6SMB250CA	214	237	263	1	1	344	1.8	600	SMB
P6SMB300A	P6SMB300CA	256	285	315	1	1	414	1.5	600	SMB

TYPE / PARAMETER		Reverse Stand-off Voltage	Breakdown Voltage V_{BR}@I_T		Test Current I_T	Maximum Reverse Leakage	Max. Clamp Voltage V_C@I_{PP}	Peak Pulse Current I_{PP}	Peak Pulse Power Dissipation P_{PPM}	Package
		V_{RMW}	Min	Max						
UNI	BI	V	V	V	mA	μA	V	A	W	
P6SMB350A	P6SMB350CA	300	332	368	1	1	482	1.3	600	SMB
P6SMB400A	P6SMB400CA	342	380	420	1	1	548	1.1	600	SMB
P6SMB440A	P6SMB440CA	376	418	462	1	1	602	1	600	SMB
P6SMB480A	P6SMB480CA	408	456	504	1	1	658	0.9	600	SMB
P6SMB510A	P6SMB510CA	434	485	535	1	1	698	0.9	600	SMB
P6SMB530A	P6SMB530CA	451	503.5	556.5	1	1	725	0.8	600	SMB
P6SMB540A	P6SMB540CA	460	513	567	1	1	740	0.8	600	SMB
P6SMB550A	P6SMB550CA	468	522.5	577.5	1	1	760	0.8	600	SMB
SMCJ5.0A	SMCJ5.0CA	5	6.4	7	10	800	9.2	163	1500	SMC
SMCJ6.0A	SMCJ6.0CA	6	6.67	7.37	10	800	10.3	145.7	1500	SMC
SMCJ6.5A	SMCJ6.5CA	6.5	7.22	7.98	10	500	11.2	134	1500	SMC
SMCJ7.0A	SMCJ7.0CA	7	7.78	8.6	10	200	12	125	1500	SMC
SMCJ7.5A	SMCJ7.5CA	7.5	8.33	9.21	1	100	12.9	116.3	1500	SMC
SMCJ8.0A	SMCJ8.0CA	8	8.89	9.83	1	50	13.6	110.3	1500	SMC
SMCJ8.5A	SMCJ8.5CA	8.5	9.44	10.4	1	20	14.4	104.2	1500	SMC
SMCJ9.0A	SMCJ9.0CA	9	10	11.1	1	10	15.4	97.4	1500	SMC
SMCJ10A	SMCJ10CA	10	11.1	12.3	1	5	17	88.3	1500	SMC
SMCJ11A	SMCJ11CA	11	12.2	13.5	1	1	18.2	82.5	1500	SMC
SMCJ12A	SMCJ12CA	12	13.3	14.7	1	1	19.9	75.4	1500	SMC
SMCJ13A	SMCJ13CA	13	14.4	15.9	1	1	21.5	69.8	1500	SMC
SMCJ14A	SMCJ14CA	14	15.6	17.2	1	1	23.2	64.7	1500	SMC
SMCJ15A	SMCJ15CA	15	16.7	18.5	1	1	24.4	61.5	1500	SMC
SMCJ16A	SMCJ16CA	16	17.8	19.7	1	1	26	57.7	1500	SMC
SMCJ17A	SMCJ17CA	17	18.9	20.9	1	1	27.6	54.4	1500	SMC
SMCJ18A	SMCJ18CA	18	20	22.1	1	1	29.2	51.4	1500	SMC
SMCJ20A	SMCJ20CA	20	22.2	24.5	1	1	32.4	46.3	1500	SMC
SMCJ22A	SMCJ22CA	22	24.4	26.9	1	1	35.5	42.3	1500	SMC
SMCJ24A	SMCJ24CA	24	26.7	29.5	1	1	38.9	38.6	1500	SMC
SMCJ26A	SMCJ26CA	26	28.9	31.9	1	1	42.1	35.7	1500	SMC
SMCJ28A	SMCJ28CA	28	31.1	34.4	1	1	45.4	33.1	1500	SMC
SMCJ30A	SMCJ30CA	30	33.3	36.8	1	1	48.4	31	1500	SMC
SMCJ33A	SMCJ33CA	33	36.7	40.6	1	1	53.3	28.2	1500	SMC
SMCJ36A	SMCJ36CA	36	40	44.2	1	1	58.1	25.9	1500	SMC
SMCJ40A	SMCJ40CA	40	44.4	49.1	1	1	64.5	23.3	1500	SMC
SMCJ43A	SMCJ43CA	43	47.8	52.8	1	1	69.4	21.7	1500	SMC
SMCJ45A	SMCJ45CA	45	50	55.3	1	1	72.7	20.6	1500	SMC
SMCJ48A	SMCJ48CA	48	53.3	58.9	1	1	77.4	19.4	1500	SMC
SMCJ51A	SMCJ51CA	51	56.7	62.7	1	1	82.4	18.2	1500	SMC
SMCJ54A	SMCJ54CA	54	60	66.3	1	1	87.1	17.3	1500	SMC
SMCJ58A	SMCJ58CA	58	64.4	71.2	1	1	93.6	16.1	1500	SMC
SMCJ60A	SMCJ60CA	60	66.7	73.7	1	1	96.8	15.5	1500	SMC
SMCJ64A	SMCJ64CA	64	71.1	78.6	1	1	103	14.6	1500	SMC
SMCJ70A	SMCJ70CA	70	77.8	86	1	1	113	13.3	1500	SMC
SMCJ75A	SMCJ75CA	75	83.3	92.1	1	1	121	12.4	1500	SMC
SMCJ78A	SMCJ78CA	78	86.7	95.8	1	1	126	11.9	1500	SMC
SMCJ85A	SMCJ85CA	85	94.4	104	1	1	137	11	1500	SMC
SMCJ90A	SMCJ90CA	90	100	111	1	1	146	10.3	1500	SMC
SMCJ100A	SMCJ100CA	100	111	123	1	1	162	9.3	1500	SMC
SMCJ110A	SMCJ110CA	110	122	135	1	1	177	8.5	1500	SMC
SMCJ120A	SMCJ120CA	120	133	147	1	1	193	7.8	1500	SMC
SMCJ130A	SMCJ130CA	130	144	159	1	1	209	7.2	1500	SMC
SMCJ150A	SMCJ150CA	150	167	185	1	1	243	6.2	1500	SMC
SMCJ160A	SMCJ160CA	160	178	197	1	1	259	5.8	1500	SMC
SMCJ170A	SMCJ170CA	170	189	209	1	1	275	5.5	1500	SMC
SMCJ180A	SMCJ180CA	180	201	222	1	1	292	5.1	1500	SMC

TYPE / PARAMETER		Reverse Stand-off Voltage	Breakdown Voltage V_{BR}@I_T		Test Current I_T	Maximum Reverse Leakage	Max. Clamp Voltage V_C@I_{PP}	Peak Pulse Current I_{PP}	Peak Pulse Power Dissipation P_{PPM}	Package
		V_{RMW}	Min	Max						
UNI	BI	V	V	V	mA	μA	V	A	W	
SMCJ200A	SMCJ200CA	200	224	247	1	1	324	4.6	1500	SMC
SMCJ220A	SMCJ220CA	220	246	272	1	1	356	4.2	1500	SMC
SMCJ250A	SMCJ250CA	250	279	309	1	1	405	3.7	1500	SMC
SMCJ300A	SMCJ300CA	300	335	371	1	1	486	3.1	1500	SMC
SMCJ350A	SMCJ350CA	350	391	432	1	1	567	2.6	1500	SMC
SMCJ400A	SMCJ400CA	400	447	494	1	1	648	2.3	1500	SMC
SMCJ440A	SMCJ440CA	440	492	543	1	1	713	2.1	1500	SMC
SMDJ5.0AG	SMDJ5.0CAG	5	6.4	7	10	800	9.2	326.1	3000	SMC
SMDJ6.0AG	SMDJ6.0CAG	6	6.67	7.37	10	800	10.3	291.3	3000	SMC
SMDJ6.5AG	SMDJ6.5CAG	6.5	7.22	7.98	10	500	11.2	267.9	3000	SMC
SMDJ7.0AG	SMDJ7.0CAG	7	7.78	8.6	10	200	12	250	3000	SMC
SMDJ7.5AG	SMDJ7.5CAG	7.5	8.33	9.21	1	100	12.9	232.6	3000	SMC
SMDJ8.0AG	SMDJ8.0CAG	8	8.89	9.83	1	50	13.6	220.6	3000	SMC
SMDJ8.5AG	SMDJ8.5CAG	8.5	9.44	10.4	1	20	14.4	208.3	3000	SMC
SMDJ9.0AG	SMDJ9.0CAG	9	10	11.1	1	10	15.4	194.8	3000	SMC
SMDJ10AG	SMDJ10CAG	10	11.1	12.3	1	5	17	176.5	3000	SMC
SMDJ11AG	SMDJ11CAG	11	12.2	13.5	1	2	18.2	164.8	3000	SMC
SMDJ12AG	SMDJ12CAG	12	13.3	14.7	1	2	19.9	150.8	3000	SMC
SMDJ13AG	SMDJ13CAG	13	14.4	15.9	1	2	21.5	139.5	3000	SMC
SMDJ14AG	SMDJ14CAG	14	15.6	17.2	1	2	23.2	129.3	3000	SMC
SMDJ15AG	SMDJ15CAG	15	16.7	18.5	1	2	24.4	123	3000	SMC
SMDJ16AG	SMDJ16CAG	16	17.8	19.7	1	2	26	115.4	3000	SMC
SMDJ17AG	SMDJ17CAG	17	18.9	20.9	1	2	27.6	108.7	3000	SMC
SMDJ18AG	SMDJ18CAG	18	20	22.1	1	2	29.2	102.7	3000	SMC
SMDJ20AG	SMDJ20CAG	20	22.2	24.5	1	2	32.4	92.6	3000	SMC
SMDJ22AG	SMDJ22CAG	22	24.4	26.9	1	2	35.5	84.5	3000	SMC
SMDJ24AG	SMDJ24CAG	24	26.7	29.5	1	2	38.9	77.1	3000	SMC
SMDJ26AG	SMDJ26CAG	26	28.9	31.9	1	2	42.1	71.3	3000	SMC
SMDJ28AG	SMDJ28CAG	28	31.1	34.4	1	2	45.4	61	3000	SMC
SMDJ30AG	SMDJ30CAG	30	33.3	36.8	1	2	48.4	62	3000	SMC
SMDJ33AG	SMDJ33CAG	33	36.7	40.6	1	2	53.3	56.3	3000	SMC
SMDJ36AG	SMDJ36CAG	36	40	44.2	1	2	58.1	51.6	3000	SMC
SMDJ40AG	SMDJ40CAG	40	44.4	49.1	1	2	64.5	46.5	3000	SMC
SMDJ43AG	SMDJ43CAG	43	47.8	52.8	1	2	69.4	43.2	3000	SMC
SMDJ45AG	SMDJ45CAG	45	50	55.3	1	2	72.7	41.3	3000	SMC
SMDJ48AG	SMDJ48CAG	48	53.3	58.9	1	2	77.4	38.8	3000	SMC
SMDJ51AG	SMDJ51CAG	51	56.7	62.7	1	2	82.4	36.4	3000	SMC
SMDJ54AG	SMDJ54CAG	54	60	66.3	1	2	87.1	34.4	3000	SMC
SMDJ58AG	SMDJ58CAG	58	64.4	71.2	1	2	93.6	32.1	3000	SMC
SMDJ60AG	SMDJ60CAG	60	66.7	73.7	1	2	96.8	31	3000	SMC
SMDJ64AG	SMDJ64CAG	64	71.1	78.6	1	2	103	29.1	3000	SMC
SMDJ70AG	SMDJ70CAG	70	77.8	86	1	2	113	26.5	3000	SMC
SMDJ75AG	SMDJ75CAG	75	83.3	92.1	1	2	121	24.8	3000	SMC
SMDJ78AG	SMDJ78CAG	78	86.7	95.8	1	2	126	23.8	3000	SMC
SMDJ85AG	SMDJ85CAG	85	94.4	104	1	2	137	21.9	3000	SMC
SMDJ90AG	SMDJ90CAG	90	100	111	1	2	146	20.5	3000	SMC
SMDJ100AG	SMDJ100CAG	100	111	123	1	2	162	18.5	3000	SMC
SMDJ110AG	SMDJ110CAG	110	122	135	1	2	177	16.9	3000	SMC
SMDJ120AG	SMDJ120CAG	120	133	147	1	2	193	15.5	3000	SMC
SMDJ130AG	SMDJ130CAG	130	144	159	1	2	209	14.4	3000	SMC
SMDJ150AG	SMDJ150CAG	150	167	185	1	2	243	12.3	3000	SMC
SMDJ160AG	SMDJ160CAG	160	178	197	1	2	259	11.6	3000	SMC
SMDJ170AG	SMDJ170CAG	170	189	209	1	2	275	10.9	3000	SMC

TYPE / PARAMETER		Reverse Stand-off Voltage	Breakdown Voltage $V_{BR}@I_T$		Test Current I_T	Maximum Reverse Leakage	Max. Clamp Voltage $V_C@I_{PP}$	Peak Pulse Current I_{PP}	Peak Pulse Power Dissipation P_{PPM}	Package
		V_{RMW}	Min	Max						
UNI	BI	V	V	V	mA	μA	V	A	W	
SMF5.0A	SMF5.0CA	5	6.4	7	10	200	9.2	21.7	200	SOD-123FL
SMF6.0A	SMF6.0CA	6	6.7	7.4	10	100	10.3	19.4	200	SOD-123FL
SMF6.5A	SMF6.5CA	6.5	7.2	8	10	75	11.2	17.9	200	SOD-123FL
SMF7.0A	SMF7.0CA	7	7.8	8.6	10	50	12	16.7	200	SOD-123FL
SMF7.5A	SMF7.5CA	7.5	8.3	9.2	1	50	12.9	15.5	200	SOD-123FL
SMF8.0A	SMF8.0CA	8	8.9	9.8	1	25	13.6	14.7	200	SOD-123FL
SMF8.5A	SMF8.5CA	8.5	9.4	10.4	1	10	14.4	13.9	200	SOD-123FL
SMF9.0A	SMF9.0CA	9	10	11.1	1	5	15.4	13	200	SOD-123FL
SMF10A	SMF10CA	10	11.1	12.3	1	2.5	17	11.8	200	SOD-123FL
SMF11A	SMF11CA	11	12.2	13.5	1	2.5	18.2	11	200	SOD-123FL
SMF12A	SMF12CA	12	13.3	14.7	1	2.5	19.9	10.1	200	SOD-123FL
SMF13A	SMF13CA	13	14.4	15.9	1	1	21.5	9.3	200	SOD-123FL
SMF14A	SMF14CA	14	15.6	17.2	1	1	23.2	8.6	200	SOD-123FL
SMF15A	SMF15CA	15	16.7	18.5	1	1	24.4	8.2	200	SOD-123FL
SMF16A	SMF16CA	16	17.8	19.7	1	1	26	7.7	200	SOD-123FL
SMF17A	SMF17CA	17	18.9	20.9	1	1	27.6	7.2	200	SOD-123FL
SMF18A	SMF18CA	18	20	22.1	1	1	29.2	6.8	200	SOD-123FL
SMF20A	SMF20CA	20	22.2	24.5	1	1	32.4	6.2	200	SOD-123FL
SMF22A	SMF22CA	22	24.4	26.9	1	1	35.5	5.6	200	SOD-123FL
SMF24A	SMF24CA	24	26.7	29.5	1	1	38.9	5.1	200	SOD-123FL
SMF26A	SMF26CA	26	28.9	31.9	1	1	42.1	4.8	200	SOD-123FL
SMF28A	SMF28CA	28	31.1	34.4	1	1	45.4	4.4	200	SOD-123FL
SMF30A	SMF30CA	30	33.3	36.8	1	1	48.4	4.1	200	SOD-123FL
SMF33A	SMF33CA	33	36.7	40.6	1	1	53.3	3.8	200	SOD-123FL
SMF36A	SMF36CA	36	40	44.2	1	1	58.1	3.4	200	SOD-123FL
SMF40A	SMF40CA	40	44.4	49.1	1	1	64.5	3.1	200	SOD-123FL
SMF43A	SMF43CA	43	47.8	52.8	1	1	69.4	2.9	200	SOD-123FL
SMF45A	SMF45CA	45	50	55.3	1	1	72.7	2.8	200	SOD-123FL
SMF48A	SMF48CA	48	53.3	58.9	1	1	77.4	2.6	200	SOD-123FL
SMF51A	SMF51CA	51	56.7	62.7	1	1	82.4	2.4	200	SOD-123FL
SMF54A	SMF54CA	54	60	66.3	1	1	87.1	2.3	200	SOD-123FL
SMF58A	SMF58CA	58	64.4	71.2	1	1	93.6	2.1	200	SOD-123FL
SMF60A	SMF60CA	60	66.7	73.7	1	1	96.8	1.8	200	SOD-123FL
SMF64A	SMF64CA	64	71.1	78.6	1	1	103	1.7	200	SOD-123FL
SMF70A	SMF70CA	70	77.8	86	1	1	113	1.5	200	SOD-123FL
SMF75A	SMF75CA	75	83.3	92.1	1	1	121	1.4	200	SOD-123FL
SMF78A	SMF78CA	78	86.7	95.8	1	1	126	1.4	200	SOD-123FL
SMF85A	SMF85CA	85	94.4	104	1	1	137	1.2	200	SOD-123FL
SMF90A	SMF90CA	90	100	111	1	1	146	1.2	200	SOD-123FL
SMF100A	SMF100CA	100	111	123	1	1	162	1.1	200	SOD-123FL
SMF110A	SMF110CA	110	122	135	1	1	177	1	200	SOD-123FL
SMF120A	SMF120CA	120	133	147	1	1	193	0.9	200	SOD-123FL
SMF130A	SMF130CA	130	144	159	1	1	209	0.8	200	SOD-123FL
SMF150A	SMF150CA	150	167	185	1	1	243	0.7	200	SOD-123FL
SMF160A	SMF160CA	160	178	197	1	1	259	0.7	200	SOD-123FL
SMF170A	SMF170CA	170	189	209	1	1	275	0.6	200	SOD-123FL
SMF175A	SMF175CA	175	198	214	1	1	284	0.6	200	SOD-123FL
SMF180A	SMF180CA	180	201	222	1	1	292	0.5	200	SOD-123FL
SMF200A	SMF200CA	200	224	247	1	1	324	0.5	200	SOD-123FL
SMF220A	SMF220CA	220	246	272	1	1	356	0.5	200	SOD-123FL

BIPOLAR TRANSISTORS

PARAMETER / TYPE	Polarity	Pcm	Ic	BVcbo	BVceo	BVebo	Hfe				Vce(sat)			Ft	Package
									@Vce	@Ic		@Ic	Ib		
	V	mW	mA	V	V	V	Min	Max	V	mA	V	mA	mA	Mhz	
2SC2714	NPN	100	20	30	15	5	100	200	5	1	0.5	10	1	550min	SOT-23
S9016	NPN	200	25	30	20	5	70	200	5	1	0.3	10	1	300min	SOT-23
S9018	NPN	200	50	30	15	5	100	200	5	1	0.5	10	1	700min	SOT-23
2SC2223	NPN	225	50	30	20	3	40	180	1	3	0.4	10	1	600min	SOT-23
2SC2757	NPN	150	50	30	15	5	105	195	5	1	0.5	10	1	600min	SOT-23
MMBT5087	PNP	200	-50	-50	-45	-5	150	400	-5	-1	-0.65	-100	-5	100min	SOT-23
BC846	NPN	200	100	80	65	6	110	800	5	2	0.5	100	-5	100min	SOT-23
BC846B	NPN	200	100	80	65	6	200	450	5	2	0.5	100	5	100min	SOT-23
BC847	NPN	200	100	50	45	6	110	800	5	2	0.5	100	5	100min	SOT-23
BC847C	NPN	200	100	50	45	6	420	800	5	2	0.5	100	5	100min	SOT-23
BC847B	NPN	200	100	50	45	6	200	450	5	2	0.5	100	5	100min	SOT-23
BC848B	NPN	200	100	30	30	5	200	450	5	2	0.5	100	5	100min	SOT-23
BC849C	PNP	250	-100	-30	-30	-5	420	800	-5	-2	-0.6	-100	-5	100min	SOT-23
BC850B	PNP	250	-100	-50	-45	-5	200	450	-5	-2	-0.6	-100	-5	100min	SOT-23
BC850C	PNP	250	-100	-50	-45	-5	420	800	-5	-2	-0.6	-100	-5	100min	SOT-23
BC856B	PNP	310	-100	-80	-65	-5	200	450	-5	-2	-0.3	-10	-0.5	150min	SOT-23
BC857B	PNP	310	-100	-50	-45	-5	200	450	-5	-2	-0.3	-10	-0.5	150min	SOT-23
BC858A	PNP		-100	-30	-30	-5	125	250	-5	-2	-0.65	-100	-5	100	SOT-23
BC858B	PNP	310	-100	-30	-30	-5	200	450	-5	-2	-0.3	-10	-0.5	150min	SOT-23
BC858B	PNP		-100	-30	-30	-5	220	475	-5	-2	-0.65	-100	-5	100	SOT-23
BC858C	PNP		-100	-30	-30	-5	420	800	-5	-2	-0.65	-100	-5	100	SOT-23
2SA812	PNP	200	-100	-60	-50	-5	90	600	-6	-1	-0.3	-100	-10	180	SOT-23
2SC1623	NPN	200	100	60	50	5	90	600	6	1	0.3	100	10	250	SOT-23
2SC2812	NPN	200	100	60	50	5	200	400	6	1	0.3	100	10	250	SOT-23
MMBT5089	NPN	200	100	30	25	4.5	400	1200	5		0.5	10	1	50min	SOT-23
S9014	NPN	200	100	50	45	5	300	400	5	1	0.6	100	5	100min	SOT-23
S9015	PNP	200	-100	-50	-45	-5	300	400	-5	-1	-0.65	-100	-5	100min	SOT-23
MMBTH10	NPN	300	100	30	25	3	60		10	4	0.5	4	0.4	650min	SOT-23
2SA1037	PNP	200	-150	-60	-50	-6	120	560	-6	-1	-0.5	-50	-5	140	SOT-23
2SA1162	PNP	150	-150	-50	-50	-5	70	400	-6	-2	-0.3	-100	-10	80min	SOT-23
2SC2412K	NPN	200	150	60	50	7	180	390	6	1	0.4	50	5	160	SOT-23
2SC2712	NPN	150	150	60	50	5	70	700	6	2	0.25	100	10	80min	SOT-23
2SC2712Y	NPN	150	150	60	50	5	120	240	6	2	0.1	100	10	80min	SOT-23
A733	PNP	200	-150	-60	-50	-5	120	475	-6	-1	-0.3	-100	-10	50min	SOT-23
A1015	PNP	200	-150	-50	-50	-5	130	400	-6	-2	-0.3	-100	-10	80min	SOT-23
KTA1504	PNP	150	-150	-50	-50	-5	70	400	-6	-2	-0.3	-100	-10	80min	SOT-23
KTA1505Y	PNP	150	-500	-35	-30	-5	120	240	-1	-100	-0.25	-100	-10	200typ	SOT-23
KTC3875	NPN	150	150	60	50	5	70	700	6	2	0.25	100	10	80min	SOT-23
KTC3875S	NPN	200	150	60	50	5	70	700	-6	2	0.25	100	10	80min	SOT-23
KTC4075	NPN	100	150	60	50	5	70	700	6	2	0.25	100	10	80min	SOT-23
C945	NPN	200	150	60	50	5	130	400	6	1	0.3	100	10	150	SOT-23
C1815	NPN	200	150	60	50	5	70	700	6	2	0.25	100	10	80min	SOT-23
2SB709A	PNP	200	-200	-45	-45	-7	160	460	-10	-2	-0.5	-100	-10	60min	SOT-23
2SC3052	NPN	150	200	50	50	6	150	800	6	1	0.3	100	10	180min	SOT-23
FMMT4124	NPN	330	200	30	25	5	120	360	1	2	0.3	50	-5	300min	SOT-23
KTC3880	NPN	200	200	30	18	4	40	200	5	1	0.5	10	1	600min	SOT-23

PARAMETER / TYPE	Polarity	Pcm	Ic	BVcbo	BVceo	BVebo	Hfe				Vce(sat)			Ft	Package
									@Vce	@Ic		@Ic	Ib		
	V	mW	mA	V	V	V	Min	Max	V	mA	V	mA	mA	Mhz	
MMBTA44	NPN	350	200	400	400	6	100	300	10	10	0.5	10	1		SOT-23
MMBT3904	NPN	225	200	60	40	6	100	300	1	10	0.3	50	5	300min	SOT-23
MMBT3904K	NPN	200	200	60	40	6	100	300	1	10	0.3	50	5	300min	SOT-23
MMBT3906	PNP	225	-200	-40	-40	-5	100	300	-1	-10	-0.4	-50	-5	250	SOT-23
MMBT3906K	PNP	200	-200	-40	-40	-5	100	300	-1	-10	-0.3	-50	-5	300min	SOT-23
FMMT458	NPN	500	225	400	400	5	100	300	10	50	0.5	50	6	50min	SOT-23
2SA1036	PNP	225	-500	-40	-40	-5	180	390	-2	-150	-0.75	-500	-50	200min	SOT-23
2SD1781	NPN	300	500	40	25	5	120	390	1	50	0.6	500	50	150min	SOT-23
2SB1198K	PNP	200	-500	-80	-80	-5	120	390	-3	-100	-0.5	-500	-50	180	SOT-23
BC817	NPN	310	500	50	45	5	100	630	1	100	0.7	500	50	100	SOT-23
KSA1182	PNP	150	-500	-35	-30	-5	70	240	-1	-100	-0.25	-100	-10	200	SOT-23
KTA1505	PNP	150	-500	-35	-30	-5	70	400	-1	-100	-0.25	-100	-10	200min	SOT-23
MMBTA05	NPN	225	500	60	60	4	100		1	100	0.25	100	10	100min	SOT-23
MMBTA06	NPN	225	500	80	80	4	100		1	100	0.25	100	10	100min	SOT-23
MMBTA42	NPN	225	500	300	300	6	40		10	10	0.5	20	2	50min	SOT-23
MMBTA43	NPN	225	500	200	200	6	40		10	10	0.5	20	2	50min	SOT-23
MMBTA55	PNP	225	-500	-60	-60	-4	100		-1	-10	-0.25	-100	-10	50min	SOT-23
MMBTA56	PNP	225	-500	-80	-80	-4	100		-1	-10	-0.25	-100	-10	50min	SOT-23
MMBTA92	PNP	300	-500	-300	-300	-5	40		-10	-10	-0.5	-20	-2	50min	SOT-23
S8050	NPN	300	500	40	25	5	120	350	1	50	0.6	500	50	150min	SOT-23
S8550	PNP	300	-500	-40	-25	-5	120	350	-1	-50	-0.6	-500	-50	150min	SOT-23
S9012	PNP	300	-500	-40	-25	-5	120	350	-1	-50	-0.6	-500	-50	150min	SOT-23
S9013	NPN	300	500	40	25	5	120	350	1	50	0.6	500	50	150min	SOT-23
2SC2713-BL	NPN	300	600	180	160	6	100	300	5	10	0.2	50	5	100min	SOT-23
MMBT4401	NPN	225	600	60	40	6	100	300	1	150	0.4	150	15	250min	SOT-23
MMBT4403	PNP	225	-600	-40	-40	-5	100	300	-2	-150	-0.4	-150	-15	200min	SOT-23
MMBT5401	PNP	225	-600	-160	-150	-5	60	240	-5	-10	-0.5	-50	-5	100min	SOT-23
MMBT5550	NPN	225	600	160	140	6	60	250	5	10	0.25	50	5		SOT-23
MMBT5551	NPN	225	600	160	140	6	80	250	5	10	0.2	50	5		SOT-23
MMBT2222A	NPN	225	600	75	40	6	100	300	10	150	1	500	50	300min	SOT-23
MMBT2907A	PNP	225	-600	-60	-60	-5	100	600	-10	-150	-1.6	-500	-50	200min	SOT-23
2SB624	PNP	200	-700	-30	-25	-5	110	400	-1	-100	-0.6	-700	-70	160	SOT-23
2SD596	NPN	200	700	30	25	5	110	400	1	100	0.6	700	70	170min	SOT-23
2SA1362	PNP	200	-800	-15	-15	-5	120	400	-1	-100	-0.2	-400	-8	120	SOT-23
2SB1197K	PNP	200	-800	-40	-32	-5	120	390	-3	-100	-0.5	-500	-50	200min	SOT-23
2SC5344	NPN	200	800	35	30	5	100	320	1	100	0.5	500	50	120min	SOT-23
BC807	PNP	300	800	-50	-45	-5	100	630	-1	-100	-0.7	-500	-50	100	SOT-23
KTA1298	PNP	200	-800	-35	-30	-5	100	320	-1	-100	-0.4	-500	-20	120	SOT-23
KTC3265	NPN	200	800	35	30	5	100	320	1	100	0.5	500	20	120	SOT-23
SK8050	NPN	300	800	40	25	5	200	350	1	50	0.6	500	50	150min	SOT-23
SK8550	PNP	300	-800	-40	-25	-5	200	350	-1	-50	-0.6	-500	-50	150min	SOT-23
MMBT8050	NPN	300	800	40	35	5	200	350	1	50	0.6	500	50	150min	SOT-23
M28S	PNP	200	-1000	-40	-20	-6	300	1000	-1	-100	-0.55	-600	-20	100min	SOT-23
FMMT489	NPN	350	1000	40	25	6	200	400	1	100	0.5	800	80	120min	SOT-23
FMMT491	NPN	300	1000	80	60	5	200	350	1	100	0.5	800	80	100min	SOT-23
FMMT589	PNP	350	-1000	-40	-25	-6	200	400	-1	-100	-0.5	-800	-80	120min	SOT-23
FMMT591	PNP	500	-1000	-80	-60	-5	100	300	-5	-500	-0.6	-1000	-100	150min	SOT-23
FMMT720	PNP	625	-1000	-40	-40	-5	180	400	-2	-1000	-0.22	-1000	-50	150min	SOT-23
FMMT618	NPN	625	1500	20	20	5	200	360	2	2000	0.2	2500	50	100min	SOT-23
FMMT718	PNP	625	-1500	-20	-20	-5	150	230	-2	-2000	-0.22	-1500	-50	150min	SOT-23
SS8050	NPN	350	1500	40	25	6	200	350	1	800	0.5	800	80	120min	SOT-23
SS8550	PNP	350	-1500	-40	-25	-6	200	350	-1	-800	-0.5	-800	-80	120min	SOT-23
FMMT617	NPN	625	2000	15	15	5	300	450	2	200	0.1	1000	10	80min	SOT-23

PARAMETER / TYPE	Polarity	Pcm	Ic	BVcbo	BVceo	BVebo	Hfe				Vce(sat)			Ft	Package
									@Vce	@Ic		@Ic	Ib		
	V	mW	mA	V	V	V	Min	Max	V	mA	V	mA	mA	Mhz	
B772S	PNP	1000	3000	-40	-30	-5			-2	1000	-0.5	-2000	-200	80	SOT-23
D882S	NPN	1000	3000	40	30	5	60	400	2	1000	0.5	2000	200	90	SOT-23
S9018W	NPN	225	30	30	25	3	60	270	10	4	0.5	4	0.4	650min	SOT-323
BC846AW	NPN	200	100	80	65	6	110	220	5	2	0.6	100	5	100min	SOT-323
BC846BW	NPN	200	100	80	65	6	200	450	5	2	0.6	100	5	100min	SOT-323
BC846CW	NPN	200	100	80	65	6	420	800	5	2	0.6	100	5	100min	SOT-323
BC847AW	NPN	200	100	50	45	6	110	220	5	2	0.6	100	5	100min	SOT-323
BC847BW	NPN	200	100	50	45	6	200	450	5	2	0.6	100	5	100min	SOT-323
BC847CW	NPN	200	100	50	45	6	420	800	5	2	0.6	100	5	100min	SOT-323
BC848AW	NPN	200	100	30	30	5	110	220	5	2	0.6	100	5	100min	SOT-323
BC848BW	NPN	200	100	30	30	5	200	450	5	2	0.6	100	5	100min	SOT-323
BC848CW	NPN	200	100	30	30	5	420	800	5	2	0.6	100	5	100min	SOT-323
BC857AW	NPN	200	100	50	45	6	110	220	5	2	0.6	100	5	100min	SOT-323
2SC3356DW	NPN		100	20	12	2.5	170	250	10	3	0.2	10	1		SOT-323
2SA1611	PNP	150	-100	-60	-50	-5	90	600	-6	-1	-0.3	-100	-10	180	SOT-323
2SC4177	NPN	150	100	60	50	5	90	600	6	1	0.3	100	10	250	SOT-323
2SC4081	NPN	200	150	60	50	7	120	560	6	1	0.4	50	5	180	SOT-323
SS8050W	NPN	200	1500	40	25	6	120	400	1	100	0.5	800	80	100min	SOT-323
2SA1576AR	PNP	200	-150	-60	-50	-6	120	560	-6	-1	-0.5	-50	-5	140min	SOT-323
MMBT3904W	NPN	200	200	60	40	6	100	300	1	10	0.2	10	1	300min	SOT-323
MMBT2907AW	PNP	200	-600	-60	-60	-5	100		-10	-1	-1.6	-500	-50	200min	SOT-323
MMBT5401W	PNP	200	-600	-160	-150	-5	60	300	-5	-10	-0.5	-50	-5	100min	SOT-323
MMBT5551W	NPN	200	600	180	160	6	80	300	5	10	0.15	10	1	100min	SOT-323
MMBT2222AW	NPN	200	600	75	40	6	40	300	10	500	1	500	50	300min	SOT-323
S9014T	NPN	200	100	50	45	5	200	1000	5		0.3	100	5	150min	SOT-523
2SA1774R	PNP	150	-150	-60	-50	-6	120	560	-6	-1	-0.5	-50	-5	140	SOT-523
2SC4617	NPN	150	150	60	50	7	120	560	6	1	0.4	50	5	180	SOT-523
MMBT3904T	NPN	150	200	60	40	6	100	300	1	10	0.3	50	5	300min	SOT-523
MMBT3906T	PNP	150	-200	-40	-40	-5	100	300	-1	-10	-0.4	-50	-5	250min	SOT-523
MMBT3904M	NPN	100	200	60	40	6	100	300	1	10	0.3	50	5	300min	SOT-723
MMBT3906M	PNP	100	-200	-40	-40	-5	100	300	-1	-10	-0.3	-50	-5	300min	SOT-723
2SC4505	NPN	500	100	400	400	7	82	270	10	10	0.5	10	1	20	SOT-89
2SA1740	PNP	1300	-200	-400	-400	-5	60	200	-10	-50	-0.8	-50	-5	70typ	SOT-89
2SC4548	NPN	1300	200	400	400	5	60	200	10	50	0.8	50	5	70typ	SOT-89
2SD1005	NPN	1300	200	100	80	5	90	400	2	150	0.5	500	50	130	SOT-89
SXT5401	PNP	500	-500	-160	-150	-5	60	360	-5	-10	-0.5	-50	-5	100min	SOT-89
SXTA42	NPN	500	500	300	300	6	40		10	30	0.5	20	2	50min	SOT-89
SXTA92	PNP	500	-500	-300	-300	-5	25		-10	-30	-0.5	-20	-2	50min	SOT-89
SXT5551	NPN	500	600	180	160	6	80	360	5	10	0.2	50	10	100min	SOT-89
2SB805	PNP	2000	-700	-100	-100	-5	90	400	-1	-100	-0.6	-500	-50	75	SOT-89
2SB806	PNP	2000	-700	-120	-120	-5	90	400	-1	-100	-0.6	-500	-50	75	SOT-89
2SB1189	PNP	500	-700	-80	-80	-5	120	390	-3	-100	-0.4	-500	-50	100typ	SOT-89
2SD1006	NPN	2000	700	100	100	5	90	400	1	100	0.6	500	50	90	SOT-89
2SA1201	PNP	500	-800	-120	-120	-5	80	240	-5	-100	-0.1	-500	-50	120typ	SOT-89
2SC2881	NPN	500	800	120	120	5	80	240	5	100	1	500	50	120	SOT-89
2SD1000	NPN	625	800	40	25	6	120	400	1	100	0.5	800	80	100min	SOT-89
KTC4374	NPN	1000	800	80	80	5	100	250	2	150	0.5	500	50	130	SOT-89
PXT2222A	NPN	500	800	75	40	6	100	300	10	150	0.3	150	15	300min	SOT-89
2SA1013Y	PNP	500	-1000	-160	-160	-6	160	320	-5	-200	-1.5	-500	-50	15	SOT-89
2SB804	PNP	2000	-1000	-100	-80	-5	90	400	-2	-100	-0.5	-500	-50	80	SOT-89
2SB1115	PNP	2000	-1000	-60	-50	-6	135	600	-2	-100	-0.3	-1000	-50	120	SOT-89
2SB1119	PNP	500	-1000	-25	-25	-5	100	560	-2	-50	-0.7	-500	-50	180typ	SOT-89
2SB1132	PNP	1000	-1000	-40	-32	-5	190	300	-3	-100	-0.5	-500	-50	150typ	SOT-89

PARAMETER / TYPE	Polarity	Pcm	Ic	BVcbo	BVceo	BVebo	Hfe				Vce(sat)			Ft	Package
									@Vce	@Ic		@Ic	Ib		
	V	mW	mA	V	V	V	Min	Max	V	mA	V	mA	mA	Mhz	
2SB1260	PNP	500	-1000	-80	-80	-5	80	390	-3	-100	-0.4	-500	-50	-80	SOT-89
2SB766A	PNP	1000	-1000	-60	-50	-5	85	340	-10	-500	-0.4	-500	-50	200typ	SOT-89
2SC2383Y	NPN	500	1000	160	160	6	160	320	5	200	1	500	50	20	SOT-89
2SD874A	NPN	500	1000	50	40	5	85	340	10	500	0.4	500	50	200	SOT-89
2SD1615	NPN	2000	1000	60	50	6	135	600	2	100	0.3	1000	50	160	SOT-89
2SD1619	PNP	500	-1000	-25	-25	-5	100	560	-2	-50	-0.7	-500	-50	180	SOT-89
2SD1664	NPN	1000	1000	40	32	6	120	390	3	100	0.5	500	50	150typ	SOT-89
2SD1898	NPN	1000	1000	40	32	6	120	390	1	100	0.5	800	80	100	SOT-89
BC868	NPN	500	1000	32	20	5	85	375	1	500	0.5	1000	100	40min	SOT-89
BC869	PNP	500	-1000	-32	-20	-5	85	375	-1	-500	-0.5	-1000	-100	140	SOT-89
BCX51	PNP	1300	-1000	-45	-45	-5	63	250	-2	-150	-0.5	-500	-50	50	SOT-89
BCX52	PNP	1300	-1000	-60	-60	-5	63	250	-2	-150	-0.5	-500	-50	50	SOT-89
BCX53	PNP	1300	-1000	-100	-80	-5	63	250	-2	-150	-0.5	-500	-50	50	SOT-89
BCX54	NPN	1300	1000	45	45	5	63	250	2	150	0.5	500	50	130	SOT-89
BCX55	NPN	1300	1000	45	45	5	63	250	2	150	0.5	500	50	130	SOT-89
BCX56	NPN	1300	1000	100	80	5	63	250	2	150	0.5	500	50	130	SOT-89
BCX51-16	PNP	1300	-1000	-45	-45	-5	100	250	-2	-150	-0.5	-500	-50	50	SOT-89
BCX52-16	PNP	1300	-1000	-60	-60	-5	100	250	-2	-150	-0.5	-500	-50	50	SOT-89
BCX53-16	PNP	1300	-1000	-100	-80	-5	100	250	-2	-150	-0.5	-500	-50	50	SOT-89
BCX54-16	NPN	1300	1000	45	45	5	100	250	2	150	0.5	500	50	130	SOT-89
BCX55-16	NPN	1300	1000	45	45	5	100	250	2	150	0.5	500	50	130	SOT-89
BCX56-16	NPN	1300	1000	100	80	5	100	250	2	150	0.5	500	50	130	SOT-89
FCX491	NPN	1000	1000	80	60	5	100	300	2	150	0.5	500	50	130	SOT-89
FCX591	PNP	500	-1000	-40	-32	-5	180	390	-3	-100	-0.5	-500	-50	150min	SOT-89
KTC4373Y	NPN	1000	1000	100	80	5	120	240	2	150	0.5	500	50	130	SOT-89
KTD1898	NPN	500	1000	100	80	5	70	400	3	500	0.4	500	20	100	SOT-89
2SD1007	NPN	2000	1200	120	120	5	90	400	1	100	0.6	500	50	90	SOT-89
2SA1203	PNP	500	-1500	-30	-30	-5	100	320	-2	-500	-2	-1500	-30	120typ	SOT-89
2SA1213	PNP	500	-1500	-40	-25	-5	120	240	-3	-100	-0.5	-500	-50	150typ	SOT-89
2SA1797	PNP	500	-1500	-50	-50	-6	82	270	-2	-500	-0.35	-1000	-50	200	SOT-89
2SB798	PNP	500	-1500	-30	-25	-6	135	400	-1	-100	-0.5	-800	-80	200min	SOT-89
2SB799	PNP	1000	-1500	-40	-25	-6	200	300	-1	-100	-0.5	-800	-80	200min	SOT-89
2SB1114	PNP	1000	-1500	-40	-25	-6	135	400	-1	-100	-0.5	-800	-80	200min	SOT-89
2SB1123	PNP	1000	-1500	-40	-25	-6	140	400	-1	-100	-0.5	-800	-80	200min	SOT-89
2SB1188	PNP	1200	-1500	-40	-32	-5	190	300	-3	-100	-0.5	-500	-50	150typ	SOT-89
2SB1424	PNP	1000	-1500	-40	-25	-6	120	390	-1	-100	-0.5	-800	-80	200min	SOT-89
2SC2873	NPN	1000	1500	40	25	6	70	240	1	100	0.5	800	80	100	SOT-89
2SC2883	NPN	1000	1500	40	30	6	120	320	1	100	0.5	800	80	100	SOT-89
2SC2884	NPN	1000	1500	40	25	6	200	300	1	100	0.5	800	80	100	SOT-89
2SC4672	NPN	1200	1500	40	30	6	120	270	3	100	0.5	500	50	150typ	SOT-89
2SC5053	NPN	1000	1500	40	25	6	200	300	1	100	0.5	800	80	100typ	SOT-89
2SD1614	NPN	1000	1500	40	25	6	135	400	1	100	0.5	800	80	100	SOT-89
2SD1623	NPN	1000	1500	40	25	6	160	300	1	100	0.5	800	80	100min	SOT-89
KTA1663	PNP	800	-1500	-30	-25	-6	100	320	-1	-100	-0.5	-800	-80	200min	SOT-89
KTC4375	NPN	500	1500	30	30	5	100	320	2	500	2	1500	30	120	SOT-89
PXT8050	NPN	625	1500	40	25	6	120	300	1	100	0.5	800	80	100min	SOT-89
PXT8050A	NPN	625	1500	40	25	5	250	350	1	10	0.5	800	80	100min	SOT-89
PXT8550	PNP	625	-1500	-40	-25	-6	120	300	-1	-100	-0.5	-800	-80	120min	SOT-89
PXT8550A	PNP	625	-1500	-40	-25	-5	250	350	-1	-100	-0.5	-800	-80	100min	SOT-89
2SA1213A	PNP	900	-2000	-50	-50	-5	70	240	-2	-500	-0.5	-1000	-50	100min	SOT-89
2SC2873A	NPN	500	2000	50	50	5	70	240	2	500	0.5	1000	50	120	SOT-89
2SD1766	NPN	500	2000	40	32	5	82	390	3	500	0.8	2000	200	100	SOT-89
2SB1124	PNP	500	-3000	-60	-50	-6	100	560	-2	-100	-0.7	-2000	-100	150	SOT-89
2SD1624	NPN	2500	3000	40	30	6	60	400	2	1000	0.5	2000	200	50min	SOT-89
2SD2150	NPN	500	3000	40	20	6	180	560	2	100	0.5	2000	100	290typ	SOT-89

PARAMETER / TYPE	Polarity	Pcm	Ic	BVcbo	BVceo	BVebo	Hfe				Vce(sat)			Ft	Package
									@Vce	@Ic		@Ic	Ib		
	V	mW	mA	V	V	V	Min	Max	V	mA	V	mA	mA	Mhz	
B772	PNP	-1200	-3000	-40	-32	-5	160	320	-3	-100	-0.5	-500	-50	150typ	SOT-89
D882	NPN	1200	3000	40	30	6	60	400	2	1000	0.5	2000	200	50typ	SOT-89
2SB1386	PNP	500	-5000	-30	-20	-6	82	390	-2	-500	-0.1	-4000	-100	120	SOT-89
2SD965	NPN	750	5000	42	22	7.5	340	1000	2	500	1	3000	100	150	SOT-89
2SD1628	NPN	500	5000	60	20	6	120	560	2	500	0.5	3000	60	120	SOT-89
2SD2098	NPN	500	5000	50	20	6	120	390	2	500	1	4000	100	150	SOT-89
PZT3904	NPN	625	200	60	40	6	100	300	1	10	0.3	50	5	300min	SOT-223
PZT3906	PNP	1000	-200	-40	-40	-5	100	300	-1	-10	-0.4	-50	-5	250min	SOT-223
PZTA42	NPN	2000	500	300	300	6	40		10	10	0.5	20	2	50typ	SOT-223
PZTA92	PNP	2000	-500	-300	-300	-5	40		-10	-10	-0.5	-20	-2	50typ	SOT-223
PZT2222A	NPN	1000	600	75	40	6	100	300	10	150	0.3	150	15	300	SOT-223
PZT2907A	PNP	1500	-600	-60	-60	-5	100	300	-10	-150	-0.4	-150	-15	200	SOT-223
PZT5551	NPN	1500	600	180	160	6	80	400	5	10	0.2	50	5	100min	SOT-223
BCP51	PNP	1300	-1000	-45	-45	-5	40	250	-2	-150	-0.5	-500	-50	115	SOT-223
BCP52	PNP	1300	-1000	-60	-60	-5	40	250	-2	-150	-0.5	-500	-50	115	SOT-223
BCP53	PNP	1300	-1000	-100	-80	-5	40	250	-2	-150	-0.5	-500	-50	115	SOT-223
BCP54	NPN	1330	1000	45	45	5	63	250	2	150	0.5	500	50	130	SOT-223
BCP55	NPN	1330	1000	60	60	5	40	250	2	150	0.5	500	50	130	SOT-223
BCP56	NPN	1330	1000	100	80	5	40	250	2	150	0.5	500	50	130	SOT-223
BCP69	PNP	625	-1000	-32	-20	-5	85	375	-1	-500	-0.5	-1000	-100	140	SOT-223
BC856	PNP	300	-100	-80	-65	-5	110	800	-5	-2	-0.2	-100	-5	100	SOT-363
BC846S	DUAL-NPN	310	100	80	65	6	110	800	5	2	0.6	100	5	100min	SOT-363
BC847S	DUAL-NPN	310	100	50	45	6	110	800	5	2	0.6	100	5	100min	SOT-363
BC848S	DUAL-NPN	310	100	30	30	5	110	800	5	2	0.6	100	5	100min	SOT-363
BC856S	DUAL-PNP	300	-100	-80	-65	-5	110	800	-5	-2	-0.6	-100	-5	100min	SOT-363
BC857S	DUAL-PNP	300	-100	-50	-45	-5	110	800	-5	-2	-0.6	-100	-5	100min	SOT-363
BC858S	DUAL-PNP	300	-100	-30	-30	-5	110	800	-5	-2	-0.6	-100	-5	100min	SOT-363
BC859S	DUAL-PNP	300	-100	-30	-30	-5	110	800	-5	-2	-0.6	-100	-5	100min	SOT-363
BC847BS	DUAL-NPN	200	100	50	45	5	200	450	5	2	0.4	100	5	100min	SOT-363
BC847PN	NPN	200	100	50	45	6	200	450	5	2	0.6	100	5	300	SOT-363
	PNP		-100	-50	-45	-5	220	475	-5	-2	-0.65	-100	-5	200	
MMBT3904DW	NPN	200	200	60	40	6	100	300	1	10	0.2	10	1	300min	SOT-363
MMBT3946DW	NPN	200	200	60	40	6	100	300	1	10	0.2	10	1	300min	SOT-363
MMDT5401	DUAL-PNP	200	-200	-160	-150	-5	60	240	-10	-5	-0.5	-50	-5	100min	SOT-363
MMDT5551	DUAL-NPN	200	200	180	160	6	80	250	5	10	0.2	50	5	100min	SOT-363
MMDT5541	PNP	225	-50	-160	-150	-5	60	240	-5	-10	-0.5	-50	-5	100min	SOT-363
	NPN		600	160	140	6	80	250	5	10	0.2	50	5		
MMDT4401	NPN	200	600	60	40	6	100	300	1	150	0.75	500	50	250min	SOT-363
MMDT4403	PNP	200	-600	-40	-40	-6	100	300	-2	-150	-0.74	-500	-50	200min	SOT-363
MMBT5551DW	NPN	500	600	180	160	6		300	5	10	0.15	10	1	100typ	SOT-363
MMBT5401DW	PNP	300	-600	-180	-160	-6	100	300	-5	-10	-0.4	-10	-1	200max	SOT-363
2SD1733Q	NPN	10000	1000	140	100	6	120	270	5	500	0.6	1000	100	100	TO-252
2SD1733R	NPN	10000	1000	140	100	6	180	390	5	500	0.6	1000	100	100	TO-252
2SD1802-T	NPN	1000	3000	60	50	6	200	400	2	100	0.5	2000	100	150typ	TO-252
KTC2020D-Y	NPN	1000	3000	60	60	7	100	200	5	0.5	1	2000	200	30typ	TO-252
2SD1899-K	NPN	1000	3000	60	60	7	200	400	2	600	0.25	1500	150	120typ	TO-252-2L

BAND-STOP TRIODES

PARAMETER / TYPE	Polarity	Pcm	Ic	BVcbo	BVceo	BVebo	Hfe				Vce(sat)			Ft	R1	R2	Package
									@Vce	@Ic		@Ic	Ib				
	V	mW	mA	V	V	V	Min	Max	V	mA	V	mA	mA	Mhz	Ω	Ω	
MMUN2212	NPN	200	100	50	50		60		10	5					22K	22K	SOT-23
MMUN2215	NPN	200	100	50	50		160		10	5	0.25	10	5		10K	—	SOT-23
MMUN2235	NPN	200	100	50	50		80		10	5	0.25	10	1		2.2K	47K	SOT-23
DTC143ZCA	NPN	200	100		50		80		5	10	0.3	5	0.25	250	4.7K	47K	SOT-23
DTD123YCA	NPN	200	500		50		56		5	50	0.1	50	2.5	200	2.2K	10K	SOT-23
DTC114EE	NPN	150	100		50		30		5	5	0.3	10	0.5	250	10K	10K	SOT-523
DTC114TE	NPN	150	100	50	50		160		10	5	0.25	10	1	250	10K	∞	SOT-523
DTC123JE	NPN	150	100		50		80		5	10	0.3	5	0.25	250	22K	46.2K	SOT-523
DTA143EE	PNP	150	-100		-50						-0.3	-1.8	-0.5	250	6.11K	7.33K	SOT-523
DTC143EE	NPN	150	100		50									250	4.7K	10K	SOT-523
DTC143ZE	NPN	150	100		50		80		5	10	0.3	5	0.25	250	4.7K	47K	SOT-523
DTC144EE	NPN	150	30		50		68		5	5	0.3	10	0.5	250	47K	47K	SOT-523
2SD2170	NPN	500	2000	80	80	6	1000	10000	2	1000	1.5	1000	1	80	3.5K	0.3K	SOT-89

DARLINGTON TRANSISTORS

PARAMETER / TYPE	Polarity	Pcm	Ic	BVcbo	BVceo	BVebo	Hfe				Vce(sat)			Ft	Package
									@Vce	@Ic		@Ic	Ib		
	V	mW	mA	V	V	V	Min	Max	V	mA	V	mA	mA	Mhz	
MMBTA13	NPN	300	300	30	30	10	5000	10000	5	100	1.5	100	0.1	125min	SOT-23
MMBTA14	NPN	300	300	30	30	10	10000	20000	5	100	1.5	100	0.1	125min	SOT-23
MMBTA63	PNP		-500	-30	-30	-10	8000		-5	-10	-1.5	-100	-0.1	125min	SOT-23
BCV27	NPN	200	500	40	30	10	10000		5	10	1	100	0.1	220	SOT-23
BCV47	NPN	200	500	80	60	10	4000		5	10	1	100	0.1	220	SOT-23

HIGH FREQUENCY TUBE

PARAMETER / TYPE	Polarity	Pcm	Ic	BVcbo	BVceo	BVebo	hFE				Vce(sat)			Ft	Package
									@Vce	@Ic		@Ic	Ib		
	V	mW	mA	V	V	V	Min	Max	V	mA	V	mA	mA	Mhz	
BFS520	NPN	150	70	20	10	2	50	300	6	20				9000	SOT-23
2SC3356S	NPN	200	100	20	12	2.5	90	250	10	20				7000	SOT-23
2SC4901	NPN	100	50	15	9	1.5	60	300	5	20				9000	SOT-323
2SC4226	NPN	150	100	20	12	3	60	300	3	7				4500	SOT-323
2SC3357	NPN	1200	100	20	12	3	60	300	10	20				6500	SOT-89
2SC3356K	NPN	200	100	20	10	3	90	250	10	20				7000	SC-59
BFG425W	NPN	135	25	9	4.5	1	50	150	2	25				25000	SOT-343R

MOSFETS

PARAMETER / TYPE	Polarity	Pd	Id	Vds	Vgs	DS導通	DS導通	DS導通	DS導通	Package
		W	A	V	V	@10VmΩ	@4.5VmΩ	@2.5VmΩ	@1.8VmΩ	
2SK3018	N-Channel(with ESD)	0.2	0.1	30	±20		8000	13000		SOT-23
BSN20	N-Channel		0.1	50	±20		3500@5V	1000@2.75V		SOT-23
BSS84	P-Channel(with ESD)		-0.13	-50	±20		1000@7V			SOT-23
BSS123	N-Channel	0.3	0.17	100	±20	6000	10000			SOT-23
2SK1590	N-Channel		0.2	60	±20		3500@5V	1000@2.75V		SOT-23
2SK2158	N-Channel		0.2	50	±20		3500@5V	1000@2.75V		SOT-23
BSS138	N-Channel		0.2	50	±20		3500@6V	1000@2.75V		SOT-23
BSS138T	NPN	0.25	0.22	50	±20	3500	6000			SOT-23
2N7002	N-Channel(with ESD)	0.83	0.43	60	±20	3000	4000			SOT-23
MMBF170	N-Channel(with ESD)		0.5	60	±20		3000@10V	4000@4.5V		SOT-23
2N7002K	N-Channel(with ESD)		0.5	60	±20	3800	3000			SOT-23
SK302P	P-Channel(with ESD)	0.83	-0.67	-20	±10		1200	1500		SOT-23
SK303N	N-Channel		0.71	25	±8		400	450		SOT-23
SK301N	N-Channel(with ESD)	0.83	0.95	25	±10		600	700		SOT-23
SK2309AA	PNP	1.2	-2	-60	±20	255	280			SOT-23
SK2371AA	PNP	1	-2	-100	±20	650	700			SOT-23
SKML2402	N-Channel		2	20	±20		52	80		SOT-23
FDV303N	N-Channel		2	20	±8		80	90		SOT-23
SK335N	N-Channel		2	20	±8		80	90		SOT-23
SK336P	P-Channel		-2	-20	±10		120	150		SOT-23
SK340P	P-Channel		-2	-20	±10		120	150		SOT-23
SKML2803	N-Channel		2	20	±10		45	59		SOT-23
NTR4502P	P-Channel		-2	-20	±10		150	180		SOT-23
SK2301AAW	PNP	0.35	-2.1	-20	±8		120	170		SOT-23

PARAMETER / TYPE	Polarity	PD	ID	VDS	VGS	DS導通	DS導通	DS導通	DS導通	Package
		W	A	V	V	@10VmΩ	@4.5VmΩ	@2.5VmΩ	@1.8VmΩ	
NTR5198N	N-Channel		2.2	60	±20	105	130			SOT-23
SK2308AA	N-Channel		2.3	60	±20	100	120			SOT-23
SK2301	P-Channel	0.9	-2.5	-20	±12		160	250		SOT-23
SK2302	N-Channel	0.9	2.5	20	±12		65	100		SOT-23
SK2303	P-Channel		-2.5	-20	±10		120	150		SOT-23
SK2302AA	N-Channel	1	2.9	20	±10		45	59		SOT-23
SK03P06	P-Channel		-3	-60	±20	73	95			SOT-23
SK304P	P-Channel		-3	-16	±8		160	240		SOT-23
SK306P	P-Channel		-3	-16	±8		160	240		SOT-23
SK327N	N-Channel		3	20	±8		80	90		SOT-23
SK337N	N-Channel		3	20	±8		80	90		SOT-23
SK338P	P-Channel		-3	-20	±10		120	150		SOT-23
SK339AN	N-Channel		3	20	±8		80	90		SOT-23
SK359AN	N-Channel		3	30	±12	45	60	70		SOT-23
SKML6401	P-Channel		-3	-16	±8		110	140		SOT-23
SKML6402	P-Channel		-3	-20	±10		120	150		SOT-23
NTR2101P	P-Channel		-3	-18	±10		120	150		SOT-23
SK2301A	P-Channel		-3	-20	±12		120	150		SOT-23
SK2305	P-Channel	1.7	-3	-16	±8		160	240		SOT-23
SK2310AA	N-Channel		3	60	±20	90	110@5V			SOT-23
SK2301AA	P-Channel		-3	-16	±8		160	240		SOT-23
SK360P	P-Channel		-3.2	-30	±12	55	70	120		SOT-23
PMV37EN	N-Channel		3.2	30	±12	35	40	55		SOT-23
SK2301AAVP	P-Channel	1	-3.4	-20	±10		64	80	95	SOT-23
NTR4501N	N-Channel		3.5	18	±8		80	90		SOT-23
NTR4503N	N-Channel		3.6	30	±20	70	100			SOT-23
SK2302A	N-Channel		3.6	16	±8		80	90		SOT-23
SK2304AA	N-Channel		3.6	30	±20	70	100			SOT-23
SK2306	N-Channel		3.6	30	±8		80	90		SOT-23
SK2345A	P-CHANNEL		-3.6	-30	±12	68	80	100		SOT-23
DMP3098L	P-Channel		-3.8	-30	±12	55	70	120		SOT-23
SKML5203	P-Channel		-4	-30	±12	65	80	120		SOT-23
SK2307A	P-Channel		-4	-16	±8		90	130		SOT-23
SK3415K	P-Channel(with ESD)		-4	-20	±10		60	70		SOT-23
SK3407AA	P-Channel		-4.1	-30	±20	51	68			SOT-23
SK2302AAVP	N-Channel	1	4.3	20	±10		27	37		SOT-23
PMV65XP	P-Channel		-4.3	-20	±12	55	70	120		SOT-23
SKML2502	N-Channel		4.5	30	±12	35	40	55		SOT-23
SK05N10A	N-Channel	3	5	100	±20	150				SOT-23
DMN3052L	N-Channel		5.2	30	±12	35	40	55		SOT-23
SK2300A	N-Channel		6	16	±12		50	55		SOT-23
SK2312AA	NPN	1.2	6.8	20	±10		13.5	17	22	SOT-23
SK3424	N-Channel		2	30	±12	35	40	55		SC-59
SK302P	P-Channel		-2.4	-20	±10		120	150		SC-59
RTR025P02	P-Channel		-2.5	-20	±10		120	150		SC-59
RTR030P02	P-Channel		-3	-20	±10		120	150		SC-59
APM2324A	N-Channel		3	20	±8		80	90		SC-59
SK3413	P-Channel		-3	-20	±10		120	150		SC-59
SK2301AVP	P-Channel	1	-3.4	-20	±10		64	80	95	SC-59
AO3415K	PNP		-4	-20	±10		60	70		SC-59
SK3423	P-Channel		-4	-20	±10		60	70		SC-59

PARAMETER / TYPE	Polarity	PD	ID	VDS	VGS	DS導通	DS導通	DS導通	DS導通	Package
		W	A	V	V	@10VmΩ	@4.5VmΩ	@2.5VmΩ	@1.8VmΩ	
SK3407	P-Channel		-4.1	-30	±20		100			SC-59
SK3401	P-Channel		-4.2	-30	±12	50	70	120		SC-59
SK3402	N-Channel		4.2	30	±20	80	70			SC-59
SK3415	P-Channel		-4.2	-25	±12	130	150	180		SC-59
SK2331A	P-Channel	1.3	-4.3	-20	±12		45	55	75	SC-59
SK2302AVP	N-Channel	1	4.3	20	±10		27	37		SC-59
SK3414	N-Channel	1.4	4.5	30	±12	41	45	60		SC-59
SK3400	N-Channel		5.8	30	±12	35	40	55		SC-59
SK3416	N-Channel		6	16	±12		50	55		SC-59
SK3420	N-CHANNEL		6	20	±10		35	45		SC-59
2N7002KM	NPN	150	0.34	60	±20	1.3				SOT-723
SK3134K	N-CHANNEL	150	0.75	20	±12		380	450	800	SOT-723
2SK3019	N-Channel(with ESD)	0.2	0.1	30	±20		8000	13000		SOT-523
2N7002T	NPN	0.15	0.115	60	±20	7500	7500			SOT-523
SK2301AAT	P-Channel	0.35	-2.1	-20	±8		120	170		SOT-523
SK2302AAT	N-Channel	0.35	2.1	20	±8		60	115		SOT-523
2SK3018W	N-Channel	0.2	0.1	30	±20	8MAX@4V				SOT-323
2N7002W	N-Channel(with ESD)	0.2	0.115	60	±20	13.5MAX				SOT-323
BSS123W	N-Channel	0.3	0.17	100	±20	6	10			SOT-323
BSS138W	N-Channel(with ESD)		0.2	50	±20		3500	10000		SOT-323
SK2301AW	PNP	0.35	-3	-20	±8		90	110		SOT-323
SK2302AW	NPN	0.35	3	20	±8		45	30		SOT-323
SK03N06L	N-Channel	1.4	3	60	±20	75	90			SOT-89
SK03P06L	P-Channel		-3	-60	±20	73	95			SOT-89
SK02N06E	N-Channel		2.2	60	±20	86	100			SOT-223
2N7002DW	NPN	0.15	0.115	60	±20	1100	1200			SOT-363
SK3454ADV	N-Channel	1.14	3.4	30	±20	50	75			SOT23-6
SK8205	N-Channel(Double MOSFET)	1.14	6	20	±12		24	30		SOT23-6
BR8205	Dual-N	1.14	6	20	±10		24	30		SOT23-6
SK8810MF	NPN	1.5	7	20	±8		16	19		SOT23-6
SK02N100T	NPN	85	2	1000	±30	8800				TO-252
SK05P10	PNP		-5	-100	±20	170	190			TO-252
SKQ05P10AD	PNP		-5	-100	±20	170	190			TO-252
SK10N06	N-Channel		12.5	60	±20	10	13			TO-252
SK15N10	N-Channel		15.4	100	±20	100	110			TO-252
SK15P06	PNP	25	-16	-60	±20	40	53			TO-252
SK20N06A	N-Channel	34	20	60	±20	43	47			TO-252
SK40N15	NPN		25	150	±20	45				TO-252
SK30P10	PNP	120	-30	-100	±20	50	55			TO-252
NTD5802NS	N-Channel		34	40	±10	4.4	5.7			TO-252
SK50N06A	N-Channel	85	55	60	±20	17				TO-252
SK90N03	N-Channel(with ESD)		74	30	±20	4.8	9			TO-252
SK75N06	N-Channel		75	60	±20	8.5	12			TO-252
SK35P10	P-Channel	104	-35	-100	±20	50	55			TO-252
SK50P04	P-Channel		-50	-40	±20	10	14			TO-252
SK120N03B	N-Channel	120	120	30	±20	4	6			TO-252
SK35P06	P-Channel		-35	-60	±20	30	35			TO-252-2L
SK35N06	N-Channel	45	35	60	±20	20	24			TO-252-2L

PARAMETER / TYPE	Polarity	PD	ID	VDS	VGS	DS導通	DS導通	DS導通	DS導通	Package
		W	A	V	V	@10VmΩ	@4.5VmΩ	@2.5VmΩ	@1.8VmΩ	
SK18N20B-T	N-Channel	145	18	200	±20	130				TO-220
SK04N100B-TF	N-Channel	3.3	4	1000	±30	2.5				TO-220F
SK10N80B-TF	N-Channel	55	10	800	±30	1150				TO-220F
SK20N08RL-TF	N-Channel		20	80	±20	4.8	5.9			TO-220F
SK20N65A-TF	N-Channel	65	20	650	±30	0.5				TO-220F
SK30N10B-TF	N-Channel	150	33	100	±20	30				TO-220F
SK240N04-TF	N-Channel		240	40		3				TO-220F
SKQ14N15AD	N-Channel		14	0.75	1.8	130				PDFN5060
SKQ18P02AD	P-Channel		-18	-0.7	-0.7		9	13		PDFN5060
SKQ35P03AD	P-Channel		-35	-30	±20	20	32			PDFN5060
SKQ40P02AD	P-Channel		-40	-1.3	-0.6		6	7.5		PDFN5060
SKQ50P03AD	P-Channel		-50	-30	±20	8.5	14			PDFN5060
SKQ90N03AD	N-Channel		90	30	±20	4.8	9			PDFN5060
SKQ90N10AD	N-Channel		90	100	±20	4				PDFN5060
SKQ45N06AD	N-Channel		45	60	±20	11	17			PDFN5060-8L
SKQ48N10AD	N-Channel		48	100	±20	10	16			PDFN5060-8L
SKG85G06A	N-Channel	105	85	60	±20	3	4.5			PDFN5060-8L
SKG90N04A	N-Channel	55	90	40	±20	4.5	6.5			PDFN5060-8L
SKG95G06A	N-Channel	120	95	60	±20	2.5	3.4			PDFN5060-8L
SDW3045	NPN	1.25	4.5	30	±20	35	25			DFN2X2
SDW2065	NPN		6.5	20	±12		20	26	40	DFN2X2-6L
SDI3068	PNP		-6.8	-30	±20	25	45			DFN2X2-6L
SDV3078	NPN	2.01	7.8	30	±20	15	21			DFN2X2-6L
SDI2085	PNP	3.3	-8.5	-15	±12		25	37	45	DFN2X2-6L
SKCS120N03ZB	NPN	23	34	30	±20	11	16			DFN3X3A-8L
SKQ50N03BD	NPN	30	50	30	±20	4.9	6.3			DFN3.3X3.3
SKQ55P02AD	PNP	38	-55	-20	±10		6.5	8	10.3	DFN3.3X3.3
SK02N10-TP8	Dual-N	1.5	2.5	100	±20	152	158			SOP-8
SK4953	PNP	2	-4.9	-30	±20	53	80			SOP-8
SK9926	Dual-N		6	20	±12		33	50		SOP-8
SPM4606	P-Channel	2	-6	-30	±12	65	75			SOP-8
SPM4606	N-Channel	2	6.9	30	±12	32	36			SOP-8
SK14N10-P8	N-Channel	3.1	13.5	100	±20	8	10.5			SOP-8
SK15P03-P8	P-Channel	3.1	-15	-30	±20	12				SOP-8
SK50P04-8P	P-Channel		-50	-40	±20	10	14			SOP-8
i8810	Dual-N(with ESD)	1.3	6.8	20	±12		18	27		TSSOP-8
SK100N10PP	N-Channel	156	104	100	±20	10				PRPAK5X6

HIGH VOLTAGE MOSFETS

PARAMETER / TYPE	Polarity	PD	ID	VDS	VGS	DS導通	DS導通	DS導通	DS導通	Package
		W	A	V	V	@10VmΩ	@4.5VmΩ	@2.5VmΩ	@1.8VmΩ	
SK02N100T	N-Channel	85	2	1000	±30	8800				TO-252
SK04N65B	N-Channel	86	4	650	±30	2600				TO-252
SK05N65B	N-Channel	86	4.5	650	±30	2500				TO-252
SK07N65B	N-Channel	126	7	650	±30	1400				TO-252
SK08N65B	N-Channel	120	8	650	±30	1300				TO-252
SK10N65E	N-Channel	120	9	650	±30	1300				TO-252
SK08N65B-T	N-Channel	120	8	650	±30	1300				TO-220
SK10N65B-T	N-Channel	125	10	650	±30	900				TO-220
SK10N70B-T	N-Channel	218	10	700	±30	900				TO-220
SK12N65B-T	N-Channel	125	12	650	±30	750				TO-220
SK20N50A-T	N-Channel	175	20	500	±30	300				TO-220
SK03N120B-TF	N-Channel	30	3	1200	±30	7500				TO-220F
SK03N150-TF	N-Channel		3	1500	±30	5400				TO-220F
SK04N65B-TF	N-Channel	30	4	650	±30	2500				TO-220F
SK05N65B-TF	N-Channel	30	5	650	±30	2500				TO-220F
SK06N90B-TF	N-Channel	45	6	900	±30	1900				TO-220F
SK07N65B-TF	N-Channel	42	7	650	±30	1400				TO-220F
SK07N80B-TF	N-Channel	40	7	800	±30	1500				TO-220F
SK08N65B-TF	N-Channel	42	8	650	±30	1300				TO-220F
SK10N65E-TF	N-Channel	42	9	650	±30	1300				TO-220F
SK10N65B-TF	N-Channel	45	10	650	±30	900				TO-220F
SK10N70B-TF	N-Channel	51	10	700	±30	900				TO-220F
SK12N65B-TF	N-Channel	73	12	650	±30	750				TO-220F
SK12N80B-TF	N-Channel	55	12	800	±30	800				TO-220F
SK14N80B-TF	N-Channel	77	14	800	±30	550				TO-220F
SK20N50A-TF	N-Channel	60	20	500	±30	300				TO-220F
SK03N150-T7	N-Channel		3	1500	±30	5400				TO-247
SK20N50A-T7	N-Channel	275	20	500	±30	300				TO-247
SK03N150-T3F	N-Channel		3	1500	±30	5400				TO-3PF

ADJUSTABLE ACCURATE REFERENCE SOURCE

PARAMETER / TYPE	PD	IKA	VKA	VREF@VKA=VREF	管腳排列	Package
	mW	mA	V	@Ika=10mA	PIN ARRAY	
TL432A	350	100	18	1.2214~1.2586	RAC	SOT-89
TL431A	500	-100~+150	37	2.475~2.525	RAC	SOT-89
TL431B	370	100	37	2.45~2.55	RAC	SOT-89
TL431	300	-100~+150	37	2.45~2.55	RCA	SOT-23
TL431N	350	-100~+150	37	2.487~2.513	CRA	SOT-23
TL432	370	100	15	1.233~1.247	RCA	SOT-23

LOW DROPOUT VOLTAGE REGULATOR

PARAMETER / TYPE	Power	VIN	VOUT	IOUT	Accuracy	Quiescent Current	Package
	mW	V	V	mA	%	mA	
SL2985E-1.5		2.5	1.5	150		3.3	SOT-25
SL2985E-1.8		2.8	1.8	150		3.3	SOT-25
SL2985E-2.5		3.5	2.5	150		3.3	SOT-25
SL2985E-2.8		3.8	2.8	150		3.3	SOT-25
SL2985E-2.85		3.85	2.85	150		3.3	SOT-25
SL2985E-3.0		4	3.0	150		3.3	SOT-25
SL2985E-3.1		4.1	3.1	150		3.3	SOT-25
SL2985E-3.2		4.2	3.2	150		3.3	SOT-25
SL2985E-3.3		4.3	3.3	150		3.3	SOT-25
SL2985E-3.5		4.5	3.5	150		3.3	SOT-25
SL2985E-3.6		4.6	3.6	150		3.3	SOT-25
SL2985E-3.8		4.8	3.8	150		3.3	SOT-25
SL2985E-4.0		5	4.0	150		3.3	SOT-25
SL2985E-4.7		5.7	4.7	150		3.3	SOT-25
SL2985E-5.0		6	5.0	150		3.3	SOT-25
SK1117A Series	500	1.2~18	ADJ/1.2~12	800	2	5	SOT-89
SK1117 Series		1.5~18	ADJ/1.5~5	1000	2		SOT-223
SK6206 Series	250-500	1.2~11	1.2~5	300	2	0.002	SOT-23/SOT-89 /SOT-353

LI-ION BATTERY PROTECTION

Device	Vin	Series Cells	Charger Type	Output Accu.	Package
DW01B	-0.3~12V	1	Linear	4.3V±50mV	SOT23-6
BRCL3130ME	-0.3~6V	1	Linear	4.3V±50mV	SOT23-5

THREE-TERMINAL VOLTAGE REGULATOR IC

PARAMETER / TYPE	P_O	I_O	V_I	V_O@T_J=25℃	I_Q	Package
	mW	mA	V	V	mA	
78L05S	350	100	30	4.8~5.2	6	SOT-23
78L06S	500	150	30	5.75~6.25	6	SOT-23
78L08S	500	100	30	7.7~8.3	6	SOT-23
78L09S	500	100	30	5.76~6.24	6	SOT-23
78L10S		100	30	9.6~10.4	6	SOT-23-3
78L010S	500	100	30	9.6~10.4	6	SOT-23
78L12S	500	100	35	11.5~12.5	6.5	SOT-23
78L15S	500	100	30	14.4~15.6	6	SOT-23
79L05S	500	150	-30	-4.75~-5.25	6	SOT-23
79L06S	500	100	-30	-5.75~-6.25	6	SOT-23
79L08S	500	100	-30	-7.7~-8.3	6	SOT-23
79L09S	500	100	-30	-8.6~-9.4	6	SOT-23
79L10S		100	-30		6	SOT-23-3
79L010S	500	100	-30	8.64~9.36	6	SOT-23
79L12S	500	100	-35	-10.5~-11.5	-6.5	SOT-23
79L15S	500	150	-35	-14.4~-15.6	-6.5	SOT-23
78L33		200	30	3.168~3.432	5.5	SOT-89
78L05K	500	100	30	4.8~5.2	5.5	SOT-89
78L06K	500	100	30	5.76~6.24	5.5	SOT-89
78L08K	500	100	30	7.7~8.3	5.5	SOT-89
78L09K	500	100	35	8.64~9.36	6	SOT-89
78L10K	500	100	35	9.6~10.4	6	SOT-89
78L12K	500	100	35	11.5~12.5	6	SOT-89
78L15K	500	100	35	14.4~15.6	6.5	SOT-89
78L05	500	150	35	4.75~5.25	6	SOT-89
78L06	500	150	35	5.7~6.3	6	SOT-89
78L08	500	150	35	7.6~8.4	6.5	SOT-89
78L09	500	150	35	8.55~9.45	6.5	SOT-89
78L10	500	150	35	9.5~10.5	6.5	SOT-89
78L12	500	150	35	11.4~12.6	6.5	SOT-89
78L15	500	150	35	14.25~15.75	6.5	SOT-89
78L18	500	150	40	17.1~18.9	6.5	SOT-89
78L24	500	150	40	22.8~25.2	6.5	SOT-89
79L05	500	-150	-35	-4.8~-5.2	6	SOT-89
79L06	500	-150	-35	-5.76~-6.24	6	SOT-89
79L08	500	-150	-35	-7.7~-8.3	6.5	SOT-89
79L09	500	-150	-35	-8.64~-9.36	6.5	SOT-89
79L10	500	-150	-35	-9.6~-10.4	6.5	SOT-89
79L12	500	-150	-35	-11.5~-12.5	6.5	SOT-89
79L15	500	-150	-35	-14.4~-15.6	6.5	SOT-89
79L18	500	-150	-40	-17.3~-18.7	6.5	SOT-89
79L24	500	-150	-40	-23~-25	6.5	SOT-89

PARAMETER / TYPE	P_O	I_O	V_I	V_O@T_J=25℃	I_Q	Package
	mW	mA	V	V	mA	
78M05	1300	500	35	4.8~5.2	6	TO-252
78M06	1300	500	35	5.75~6.25	6	TO-252
78M08	1300	500	35	7.8~8.3	6	TO-252
78M09	1300	500	35	8.6~9.4	6	TO-252
78M10	1300	500	35	9.6~10.4	6	TO-252
78M12	1300	500	35	11.5~12.5	6	TO-252
78M15	1300	500	35	14.4~15.6	6	TO-252
78M18	1300	500	40	17.3~18.7	6	TO-252
78M20	1300	500	40	19.2~20.8	6	TO-252
78M24	1300	500	40	23~25	6	TO-252
SK7805	1250	1000	35	4.8~5.2	6	TO-252
SK7805U		1500	35	4.8~5.2	8	TO-252
SK7905U		1500	35	4.75~5.25	6	TO-252
SK7912U		1500	35	11.5~12.5	6	TO-252
SK7915U		1500	35	4.8~5.2	6	TO-252
SK7905AU		1500	35	4.75~5.25	6	TO-220
SK1912AU		1500	35	11.5~12.5	6	TO-220
SK7912AU		500	-19	-12	6	TO-220
SK7805A		1200	35	4.8~5.2	6	TO-220
SK7806A		1200	35	5.75~6.25	6	TO-220
SK7808A		1200	35	7.7~8.3	6	TO-220
SK7809A		1200	35	8.64~9.36	6	TO-220
SK7812A		1200	35	11.5~12.5		TO-220

SISONIC

PARAMETER / TYPE	V_{DD}	I_{DD}	SNR	Sensitivity	Package
	V	μA	dB	dBV	
SKM38A3729B-C	1.5~3.6	80~180	62	-38	MEMS
SKM42A3722T	1.5~3.6	80~180	58	-42	MEMS
SKM42A3729T-C	1.5~3.6	80~180	58	-42	MEMS

DEVICE DIMENSION

SHIKUES MAKES GOOD PRODUCTS
EQUIPPED WITH GOOD CHIPS

DFN0603

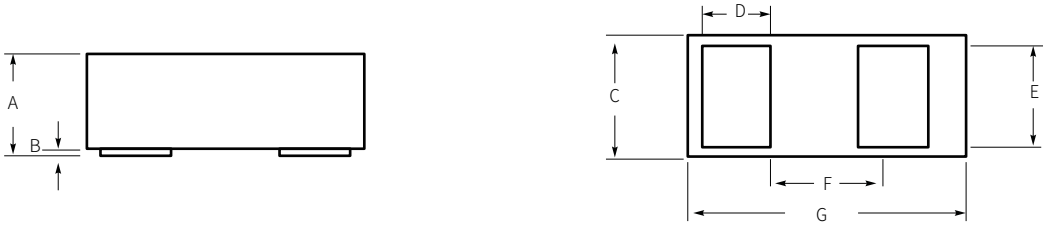

Symbol		A	B	C	D	E	F	G
mm	Max	0.33	0.025	0.35	0.22	0.29	0.355	0.65
	Min	0.27	0	0.28	0.14	0.21		0.57

DFN1006

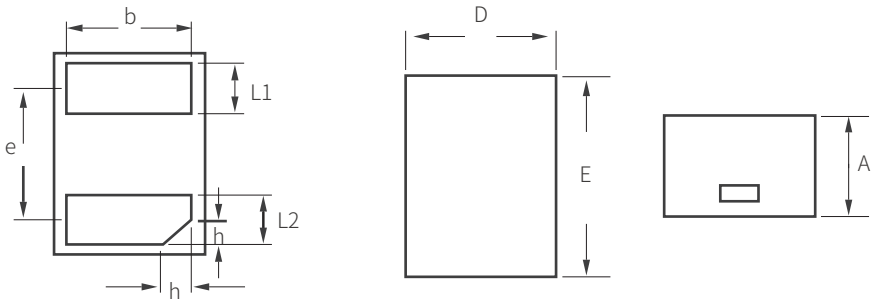

Symbol		D	E	L1	L2	b	h	A	e
mm	Min	0.55	0.95	0.2	0.2	0.45	0.07	0.45	0.65 (BSC)
	Nom	0.6	1	0.25	0.25	0.5	0.12	0.5	
	Max	0.65	1.05	0.3	0.3	0.55	0.17	0.55	

SOD-882

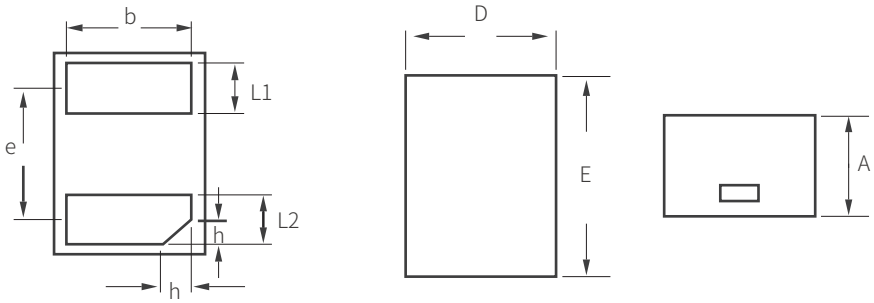

Symbol		D	E	L1	L2	b	h	A	e
mm	Min	0.55	0.95	0.2	0.2	0.45	0.07	0.45	0.65 (BSC)
	Nom	0.6	1	0.25	0.25	0.5	0.12	0.5	
	Max	0.65	1.05	0.3	0.3	0.55	0.17	0.55	

SOD-923

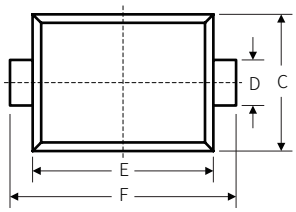

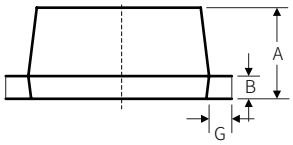

Symbol		A	B	C	D	E	F	G
mm	Max	0.43	0.17	0.65	0.25	0.85	1.05	0.15
	Min	0.36	0.07	0.55	0.15	0.75	0.95	0.05
Inches	Max	0.017	0.007	0.026	0.01	0.033	0.041	0.006
	Min	0.014	0.003	0.022	0.006	0.03	0.037	0.002

SOD-723

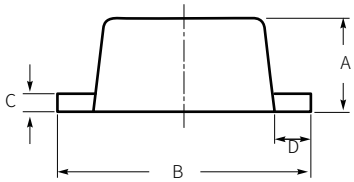

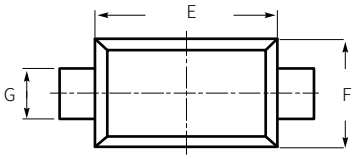

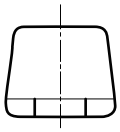

Symbol		A	B	C	D	E	F	G
mm	Max	0.57	1.5	0.15	0.25	1.1	0.7	0.33
	Min	0.47	1.3	0.05	0.15	0.9	0.5	0.23

SOD-523

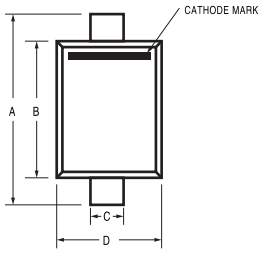

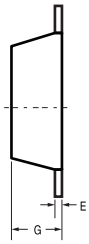

Symbol		A	B	C	D	E	G
mm	Max	1.7	1.3	0.4	0.9	0.2	0.65
	Min	1.5	1.1	0.3	0.7	0.1	0.55

SOD-323

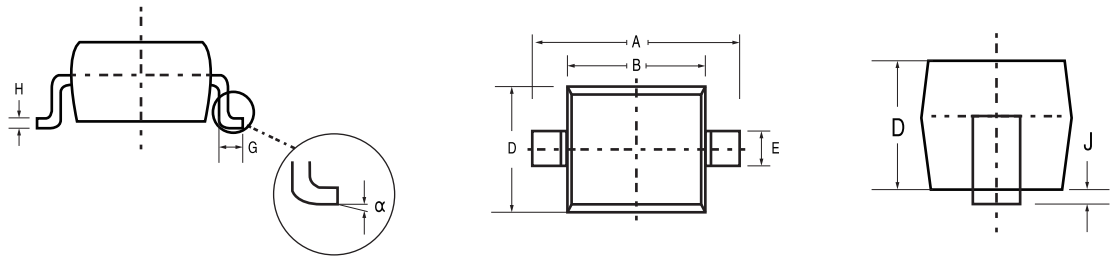

Symbol		A	B	C	D	E	G	H	J	α
mm	Max	2.7	1.8	1.4	1.05 (TYP)	0.35	0.4	0.15	0.05 (TYP)	8°
	Min	2.3	1.6	1.2		0.25	0.2	0.1		0°

SOD-323HE

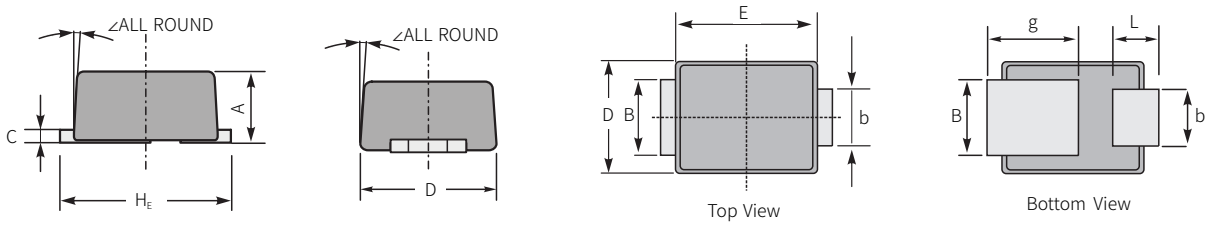

Symbol		A	b	B	C	D	E	HE	g	L	∠
mm	Max	0.77	0.75	0.95	0.20	1.45	2.3	2.7	1.55	0.8	12°
	Min	0.57	0.45	0.65	0.10	1.25	2.1	2.3	1.1	0.4	
Inches	Max	0.030	0.030	0.037	0.008	0.057	0.091	0.106	0.061	0.031	
	Min	0.022	0.018	0.026	0.004	0.049	0.083	0.091	0.043	0.016	

SOD-323W

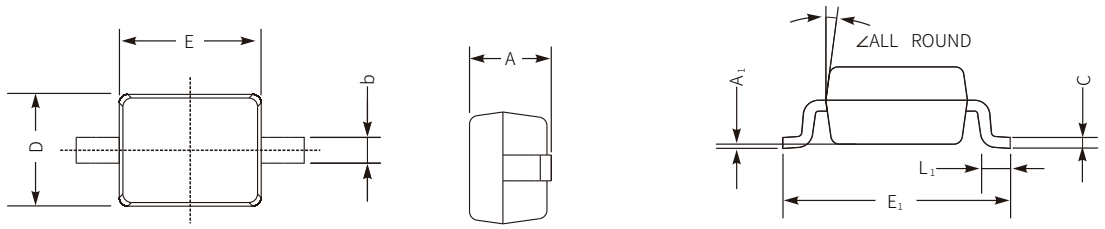

Symbol		A	C	D	E	E1	b	L1	A1	∠
mm	Max	1.1	0.15	1.4	1.8	2.75	0.4	0.45	0.2	9°
	Min	0.8	0.08	1.2	1.4	2.55	0.25	0.2	—	
Inches	Max	0.043	0.0059	0.055	0.070	0.108	0.016	0.016	8	
	Min	0.032	0.0031	0.047	0.055	0.100	0.0098	0.0079	—	

SOD-123

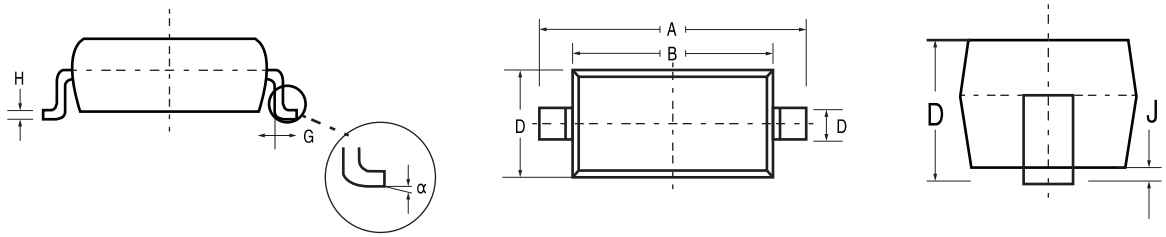

Symbol		A	B	C	D	E	G	H	J	α
mm	Max	3.85	2.85	1.7	1.35	0.55 (TYP)		0.11 (TYP)	0.1	8°
	Min	3.55	2.55	1.4			0.25			0°

SOD-123G

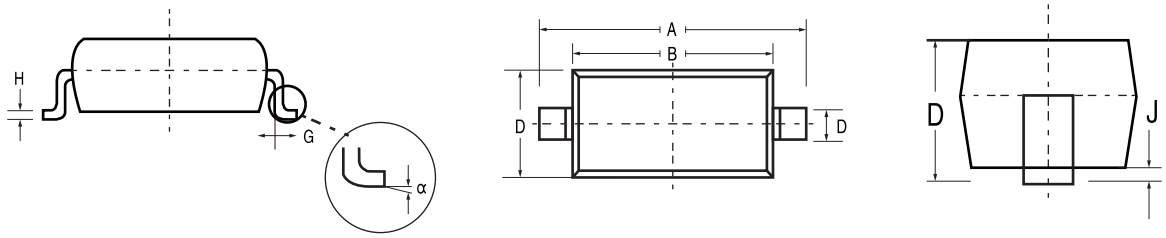

Symbol		A	B	C	D	E	G	H	J	α
mm	Max	3.85	2.85	1.7	1.35	0.55 (TYP)		0.11 (TYP)	0.1	8°
	Min	3.55	2.55	1.4			0.25			0°

SOD-123FL

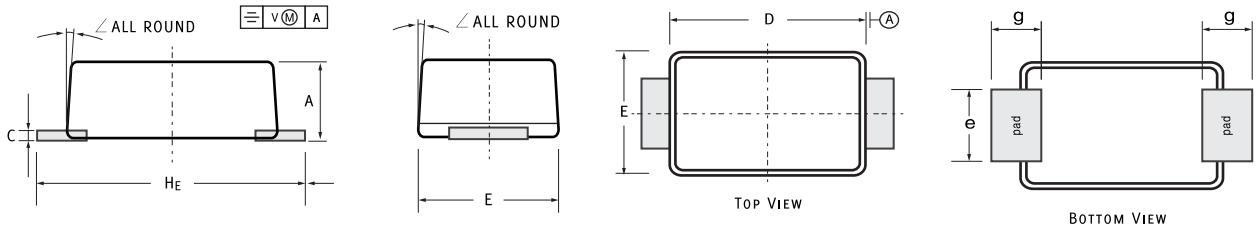

Symbol		A	C	D	E	e	g	H_E	∠
mm	Max	1.1	0.2	2.9	1.9	1.1	0.9	3.8	7°
	Min	0.9	0.12	2.6	1.7	0.8	0.7	3.5	
Inches	Max	0.043	0.0079	0.114	0.075	0.043	0.035	0.15	
	Min	0.035	0.0047	0.102	0.067	0.031	0.028	0.138	

SOD-123HE

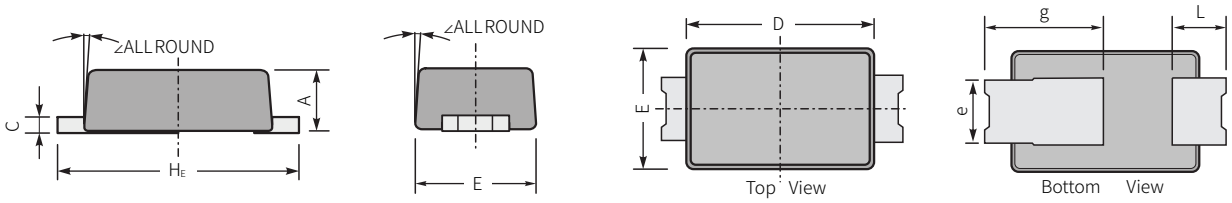

Symbol		A	C	D	E	e	g	l	HE	∠
mm	Max	1.0	0.3	2.9	1.9	1.15	2.0	1.1	3.8	12°
	Min	0.8	0.2	2.7	1.7	0.8	1.5	0.7	3.5	
Inches	Max	0.039	0.0118	0.114	0.075	0.045	0.079	0.043	0.150	
	Min	0.031	0.0079	0.106	0.067	0.031	0.059	0.028	0.138	

SOD-123ST

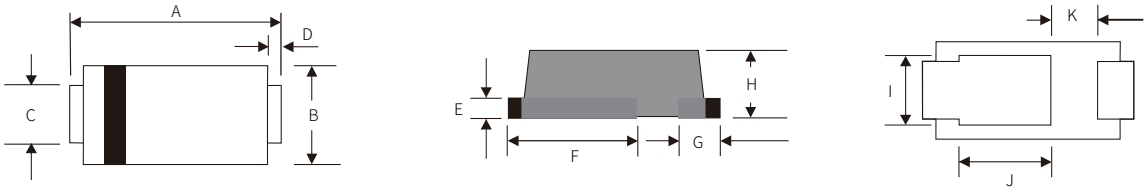

Symbol		A	B	C	D	E	F	G	H	I	J	K
mm	Max	3.9	2	1.1	0.3	0.2	2.3	1	3.8	1.3	1.5	1
	Min	3.5	1.6	0.7	0.3	0.2	1.9	0.6	3.5	0.9	1.1	0.6
Inches	Max	0.156	0.08	0.044	0.012	0.008	0.092	0.04	0.04	0.052	0.06	0.04
	Min	0.14	0.064	0.028	0.012	0.008	0.076	0.024	0.036	0.036	0.044	0.024

SOD-80

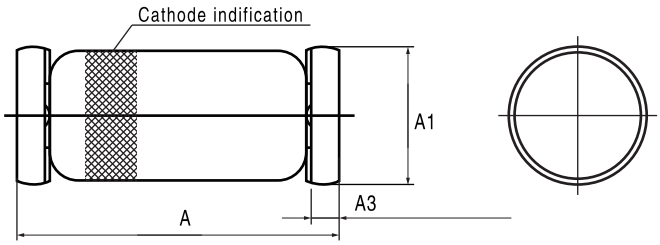

Symbol	mm			mm		
	Max	Nom	Min	Max	Nom	Min
A	3.7		3.3	0.147		0.13
A1	1.8		1.4	0.071		0.055
A3	0.47(Max)			0.019(Max)		

DO-213AA

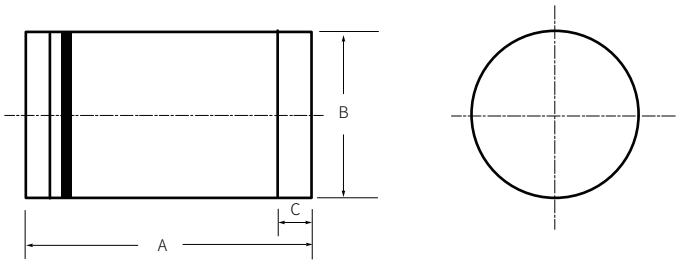

Symbol		A	B	C
mm	Max	3.65	1.7	0.6
	Min	3.45	1.5	0.4

SMA

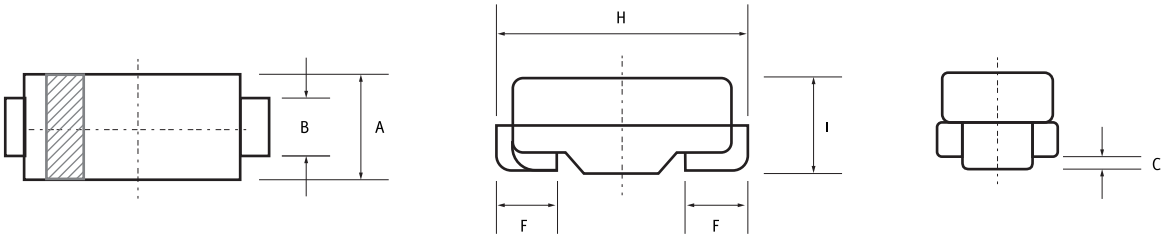

Symbol		A	B	C	D	F	H
mm	Max	2.8	1.7	0.203	2.42	1.52	5.66
	Min	2.54	1.3		1.98	0.76	4.93
Inches	Max	0.11	0.067	0.008	0.096	0.06	0.222
	Min	0.1	0.051		0.078	0.03	0.194

SMAF

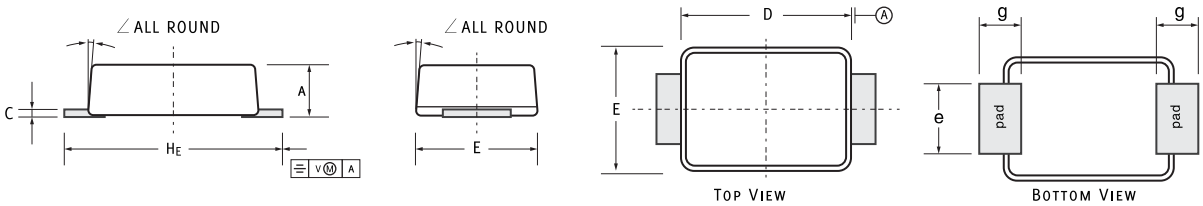

Symbol		A	C	D	E	e	g	HE	∠
mm	Max	1.1	0.2	3.7	2.7	1.6	1.2	4.9	7°
	Min	0.9	0.12	3.3	2.4	1.3	0.8	4.4	
Inches	Max	0.043	0.0079	0.146	0.106	0.063	0.047	0.193	
	Min	0.035	0.0047	0.13	0.094	0.051	0.031	0.173	

SMAHE-W

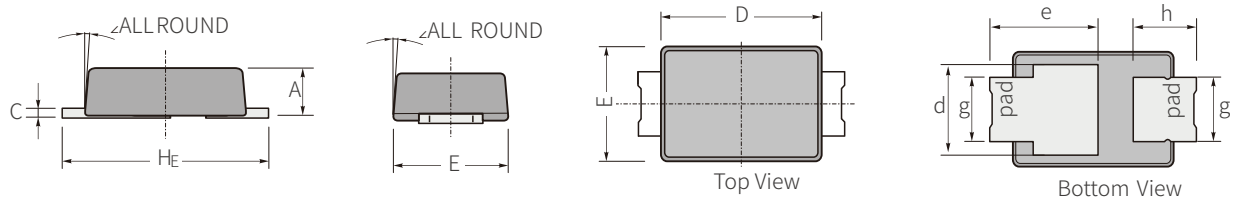

Symbol		A	C	D	E	HE	d	e	g	h	∠
mm	Max	1.20	0.35	4.10	2.70	5.20	1.90	3.05	1.50	1.2	12°
	Min	0.90	0.20	3.70	2.30	4.80	1.70	2.85	1.30	1.0	
Inches	Max	0.047	0.0138	0.161	0.106	0.205	0.075	0.120	0.059	0.047	
	Min	0.035	0.0079	0.145	0.090	0.189	0.067	0.112	0.051	0.039	

SMA-HST

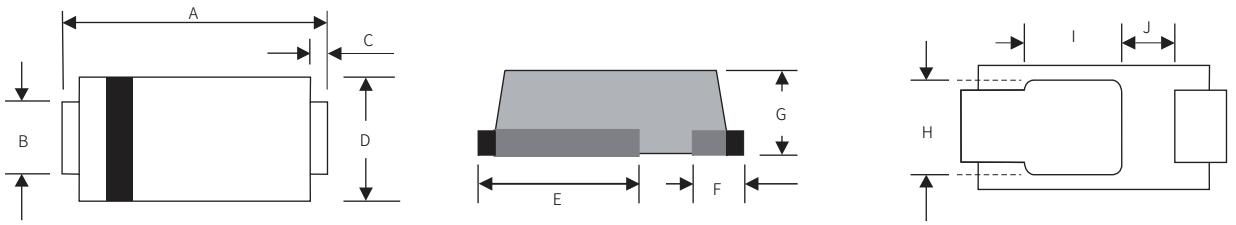

Symbol		A	B	C	D	E	F	G	H	I	J
mm	Max	5.4	1.75	0.45	2.8	3.55	1	1.05	2	2.3	0.75
	Min	5	1.15	0.45	2.4	3.55	1	0.95	1.6	1.9	0.55
Inches	Max	0.213	0.069	0.018	0.111	0.14	0.04	0.041	0.079	0.091	0.03
	Min	0.197	0.045	0.018	0.095	0.14	0.04	0.037	0.063	0.075	0.022

SMB

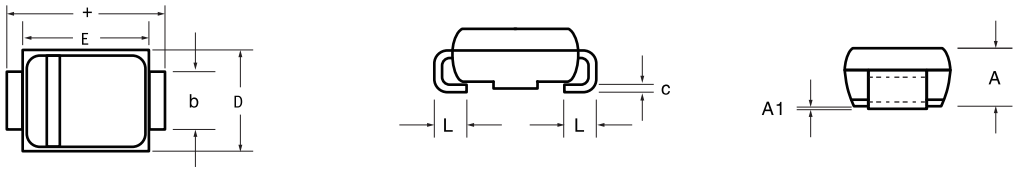

Symbol		A	A1	b	c	D	E	+	L
mm	Max	3.12	0.203	2	0.305	3.94	4.6	5.5	1.6
	Nom					3.56	4.32		1.02
	Min	2.62		1.4	0.152	3.3	4.06	5.08	0.76
Inches	Max	0.122	0.008	0.079	0.012	0.155	0.181	0.22	0.063
	Nom					0.14	0.17		0.04
	Min	0.11		0.055	0.005	0.13	0.16	0.2	0.03

SMBF

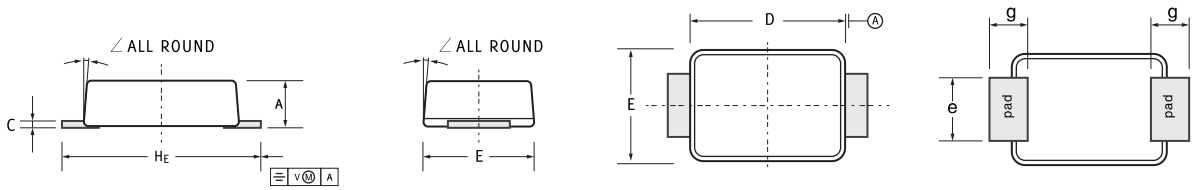

Symbol		A	C	D	E	HE	e	g	∠
mm	Max	1.3	0.26	4.4	3.7	5.5	2.2	1.2	9°
	Min	1.1	0.18	4.2	3.5	5.1	1.9	0.8	
Inches	Max	0.051	0.01	0.173	0.146	0.216	0.086	0.047	
	Min	0.043	0.007	0.165	0.138	0.2	0.075	0.031	

SMC

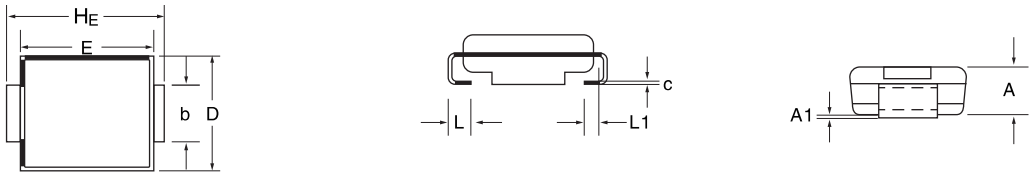

Symbol		A	A1	b	c	D	E	HE	L
mm	Max	2.62	0.203	3.2	0.305	6.22	7.11	8.13	1.52
	Nom			3		5.84	6.86	7.94	1.02
	Min	2.06		2.9	0.152	5.59	6.6	7.75	0.76
Inches	Max	0.103	0.008	0.126	0.012	0.245	0.28	0.32	0.06
	Nom			0.118		0.23	0.27	0.313	0.04
	Min	0.079		0.114	0.006	0.22	0.26	0.305	0.03

SOT-723

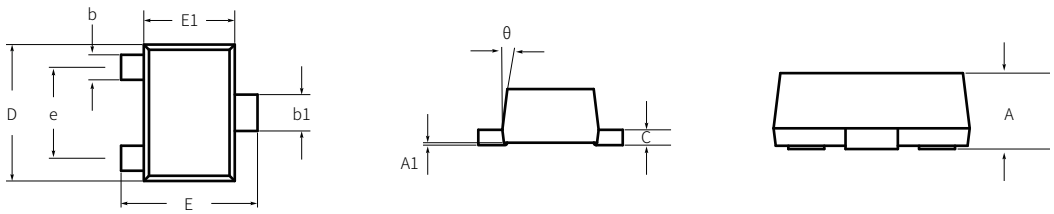

Symbol		A	A1	b	b1	c	D	E	E1	e	θ
mm	Max	0.5	0.05	0.27	0.37	0.15	1.25	1.25	0.85	0.8	7°
	Min	0.43	0	0.17	0.27	0.08	1.15	1.15	0.75		0°

SOT-523

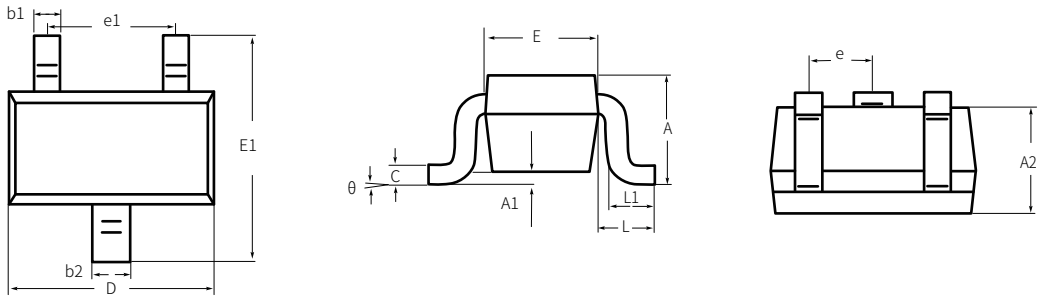

Symbol		A	A1	A2	b1	b2	c	D	E	E1	e	e1	L	L1	θ
mm	Max	0.9	0.1	0.8	0.25	0.35	0.2	1.7	0.9	1.75	0.5 (TYP)	1.1	0.4 (REF)	0.46	8°
	Min	0.7	0	0.7	0.15	0.25	0.1	1.5	0.7	1.45		0.9		0.26	0°
Inches	Max	0.035	0.004	0.031	0.01	0.014	0.008	0.067	0.035	0.069	0.02 (TYP)	0.043	0.016 (REF)	0.018	8°
	Min	0.028	0	0.028	0.006	0.01	0.004	0.059	0.028	0.057		0.035		0.01	0°

SOT-323

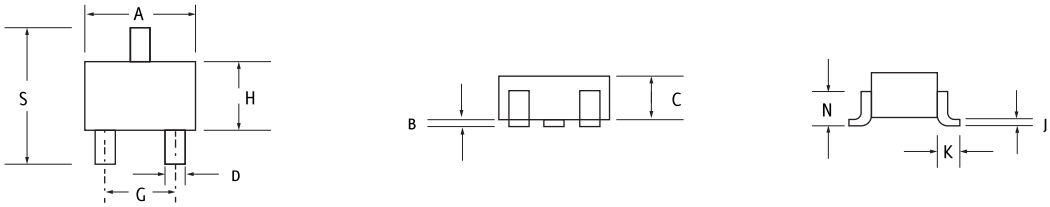

Symbol		A	B	C	D	G	H	J	K	N	S
mm	Max	2.2	1.35	1	0.4	1.4	0.1	0.25	0.425 (REF)	0.7 (REF)	2.2
	Min	1.8	1.15	0.8	0.3	1.2		0.1			2
Inches	Max	0.087	0.053	0.04	0.016	0.055	0.004	0.01	0.017 (REF)	0.028 (REF)	0.09
	Min	0.071	0.045	0.032	0.012	0.047		0.004			0.079

SOT-23

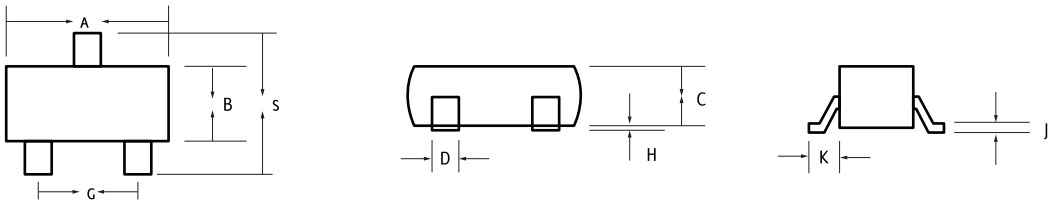

Symbol		A	B	C	D	G	H	J	K	S
mm	Max	3	1.4	1.11	0.5	2.04	0.1	0.177	0.69	2.64
	Min	2.8	1.2	0.89	0.3	1.78	0.013	0.085	0.35	2.1
Inches	Max	0.119	0.0551	0.044	0.02	0.0807	0.004	0.007	0.0285	0.1039
	Min	0.1102	0.0472	0.035	0.015	0.0701	0.0005	0.0034	0.014	0.083

SC-59

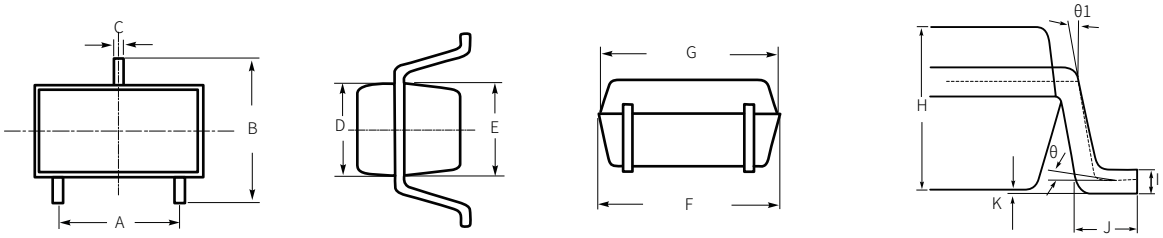

Symbol		A	B	C	D	E	F	G	H	I	J	K	θ	θ1
mm	Max	2	3	0.5	1.57	1.6	2.95	2.92	1.5	0.22	0.55	0.1	8°	9°
	Min	1.8	2.8	0.3	1.47	1.5	2.85	2.82		0.12	0.35	0.02	0°	

SOT-89

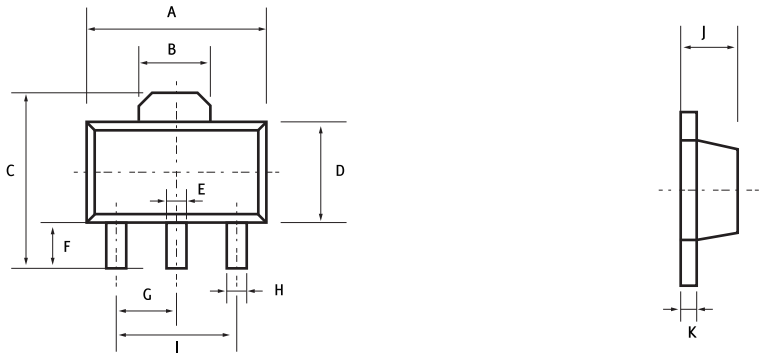

Symbol	mm		Inches	
	Max	Min	Max	Min
A	4.6	4.4	0.101	0.173
B	1.7	1.5	0.067	0.059
C	4.2	3.8	0.165	0.15
D	2.6	2.3	0.102	0.091
E	0.58	0.4	0.023	0.016
F	1.2	0.9	0.047	0.035
G	1.5(TYP)		0.06(TYP)	
H	0.52	0.32	0.02	0.013
I	3(TYP)		0.118(TYP)	
J	1.6	1.4	0.063	0.055
K	0.5	0.3	0.02	0.012

SOT-223

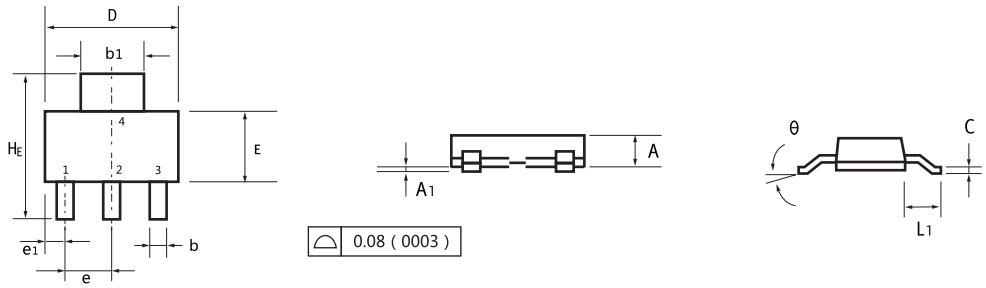

Symbol		A	A1	b	b1	c	D	E	e	e1	L1	HE	θ
mm	Max	1.75	0.1	0.89	3.2	0.35	6.7	3.7	2.4	1.05	2	7.3	10°
	Nom	1.63	0.06	0.75	3.06	0.29	6.5	3.5	2.3	0.04	1.75	7	
	Min	1.5	0.02	0.6	2.9	0.24	6.3	3.3	2.2	0.85	1.5	6.7	0°
Inches	Max	0.068	0.004	0.035	0.126	0.014	0.263	0.145	0.094	0.041	0.078	0.287	10°
	Nom	0.064	0.002	0.03	0.121	0.012	0.256	0.138	0.091	0.037	0.069	0.276	
	Min	0.06	0.001	0.024	0.115	0.009	0.249	0.13	0.087	0.033	0.06	0.264	0°

To-277

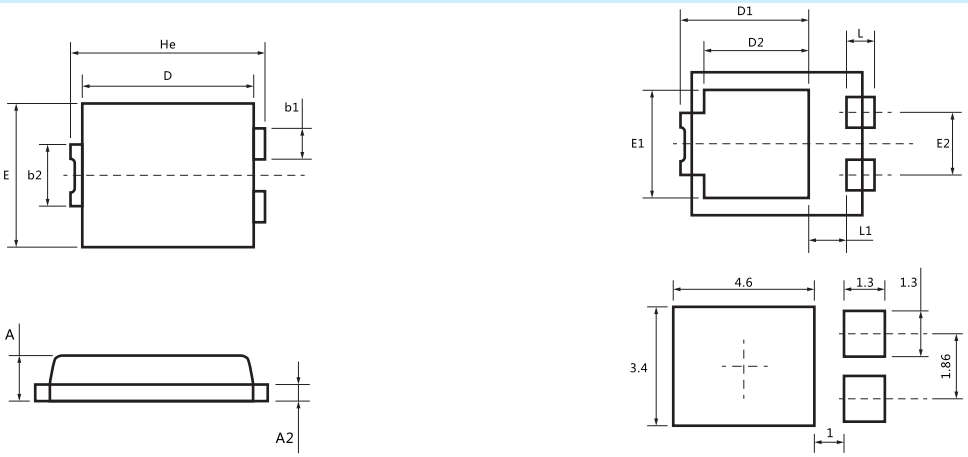

Symbol		HE	D	E	b1	b2	A	A2	E1	E2	D1	D2	L	L1
mm	Max	6.7	5.9	4.35	1.05	1.9	1.2	0.3	3.3	1.86	4.4	3.52	1.1	1.4
	Min	6.3	5.5	4.05	0.85	1.7	1		3		4.2		0.8	1.1

TO-263

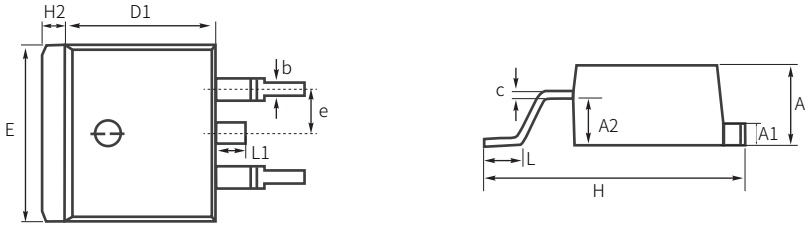

Symbol		A	A1	A2	b	c	D1	E	e	H	H2	L	L1
mm	Max	4.80	1.42	2.84	1.00	0.52	9.00	10.46	2.54BSC	16.00	1.45	3.10	1.70
	Min	1.30	1.12	2.54	0.67	0.29	8.40	9.80	2.54BSC	14.00	1.12	1.50	1.45

TO-252

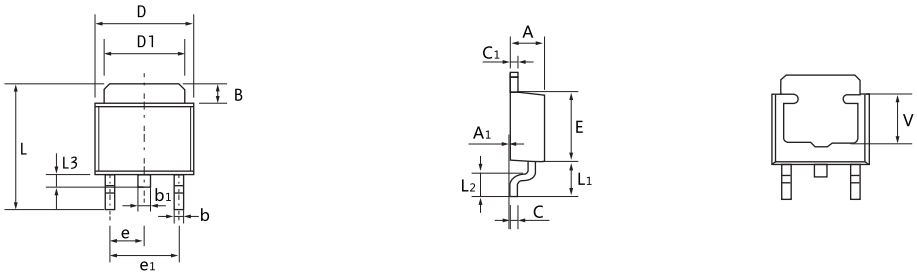

Symbol	mm		Inches	
	Max	Min	Max	Min
A	2.4	2..2	0.094	0.087
A1	0.127		0.005	
B	1.65	1.35	0.065	0.053
b	0.7	0.5	0.028	0.02
b1	0.9	0.7	0.035	0.028
c	0.58	0.43	0.023	0.017
c1	0.58	0.43	0.023	0.017
D	6.65	6.35	0.262	0.25
D1	5.4	5.2	0.213	0.205
E	5.7	5.4	0.224	0.213
e	2.3(TYP)		0.091(TYP)	
e1	4.7	4.5	0.185	0.177
L	9.9	9.5	0.39	0.374
L1	2.9	2.55	0.114	0.1
L2	1.78	1.4	0.07	0.055
L3	0.9	0.6	0.035	0.024
V	3.8(REF)		0.15(REF)	

TO-252-2L

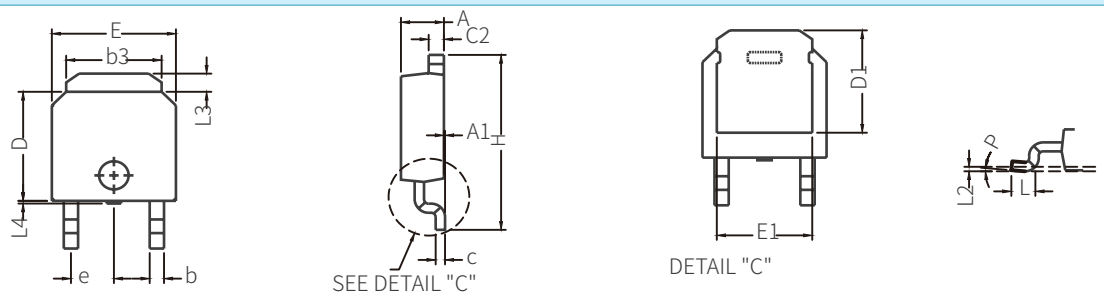

Symbol	mm			Inches		
	Max	Nom	Min	Max	Nom	Min
A	2.41	2.29	2.16	0.095	0.090	0.085
A1	0.13	0.08	0	0.005	0.003	0
b	0.89	0.76	0.64	0.035	0.030	0.025
b3	5.46	5.08	4.95	0.215	0.200	0.195
c	0.61	0.51	0.46	0.024	0.020	0.018
C2	0.89	0.81	0.46	0.035	0.032	0.018
D	6.22	6.10	5.97	0.245	0.240	0.235
D1	—	—	5.21	—	—	0.205
E	6.73	6.60	6.35	0.265	0.260	0.250
E1	—	—	4.32	—	—	0.170
e	2.29BSC			0.090BSC		
H	10.41	9.83	9.40	0.410	0.387	0.370
L	1.27	1.14	1.02	0.050	0.045	0.040
L2	0.25BSC			0.010BSC		
L3	1.27	—	0.89	0.050	—	0.035
L4	0.15	—	0	0.006	—	0
P	8°	—	0°	8°	—	0°

SOT-343R

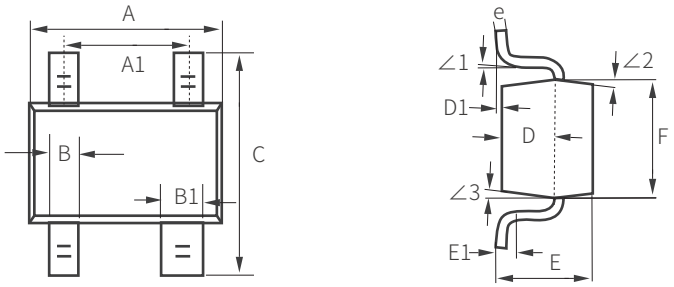

Symbol		A	A1	B	B1	C	D	D1	E	E1	F	∠1	∠2	∠3	e
mm	Max	2.2	1.4	0.4	0.5	2.4	0.6	0.1	1.1	—	1.35	—	—	—	0.15
	Typ	2.1	1.3	0.3	0.4	2.3	0.55	0.05	—	0.2	1.25	3°	7°	7°	0.1
	Min	2.0	1.2	0.25	0.35	2.0	0.5	0	—	—	1.15	—	—	—	0.08

UMSB

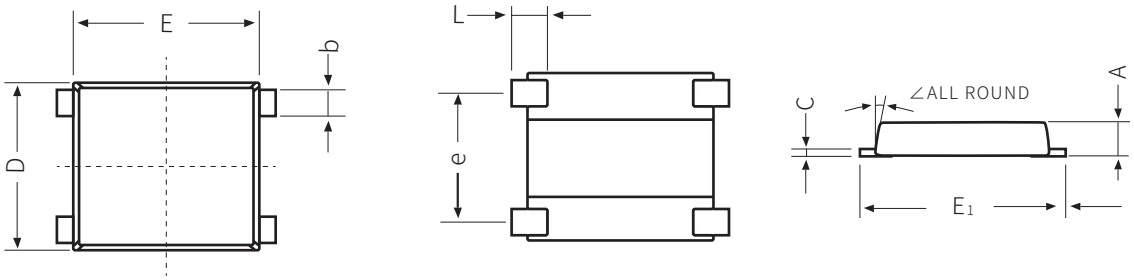

Symbol		A	C	D	E	E1	L	e	b	∠
mm	Max	1.5	0.29	7.0	7.6	8.9	1.6	5.3	1.15	10°
	Min	1.3	0.17	6.2	7.1	8.4	1.0	4.9	0.95	
Inches	Max	0.059	0.012	0.276	0.299	0.35	0.055	0.209	0.045	
	Min	0.051	0.007	0.244	0.280	0.331	0.0315	0.193	0.037	

UMB

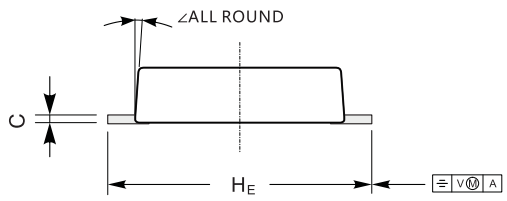

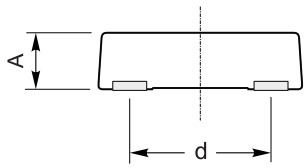

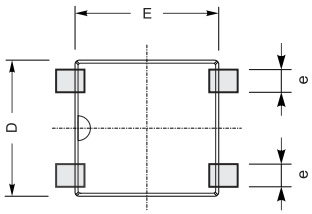

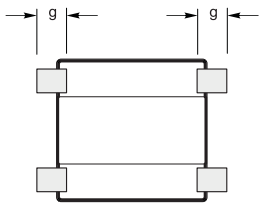

Symbol		A	C	D	E	HE	g	d	e	∠
mm	Max	1.2	0.2	3.8	4	5.1	0.82	2.7	0.7	7°
	Min	1	0.12	3.4	3.6	4.6	0.51	2.3	0.51	
Inches	Max	0.047	0.0079	0.15	0.157	0.201	0.032	0.106	0.028	
	Min	0.039	0.0047	0.134	0.142	0.181	0.02	0.091	0.002	

ULBF

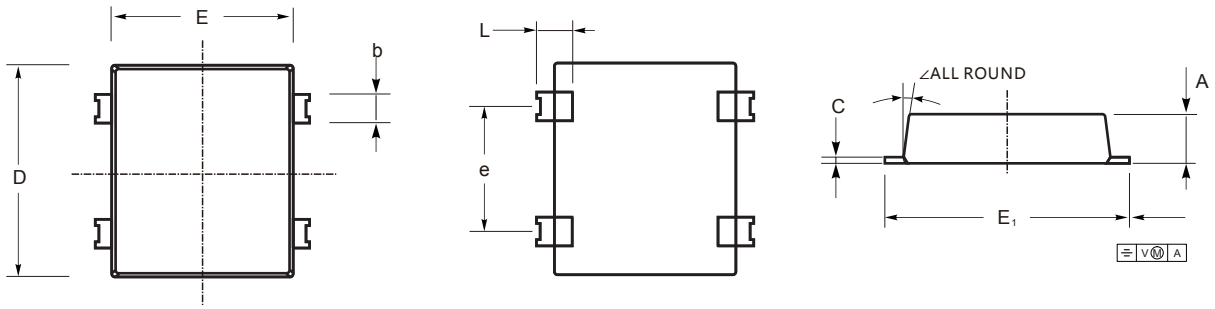

Symbol		A	C	D	E	E1	L	e	b	∠
mm	Max	1.75	0.55	9.8	8.8	10.2	1.25	5.3	1.55	10°
	Min	1.35	0.25	9.4	8.4	9.8	0.85	4.9	1.25	
Inches	Max	0.068	0.0216	0.385	0.346	0.401	0.049	0.209	0.061	
	Min	0.053	0.0098	0.37	0.33	0.385	0.033	0.193	0.049	

DBF

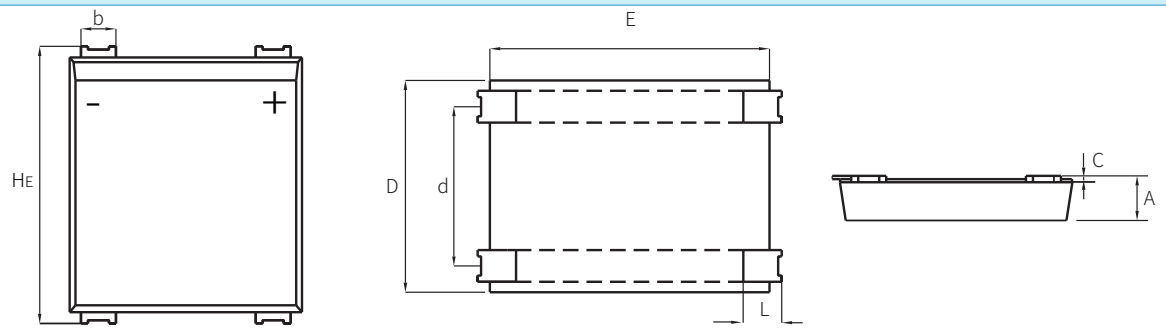

Symbol		A	b	C	D	d	E	HE	L
mm	Min	1.3	0.8	0.15	6.45	4.8	7.5	8.5	0.5
	Max	1.5	1.2	0.35	6.85	5.2	8.2	8.9	1.5

ABS

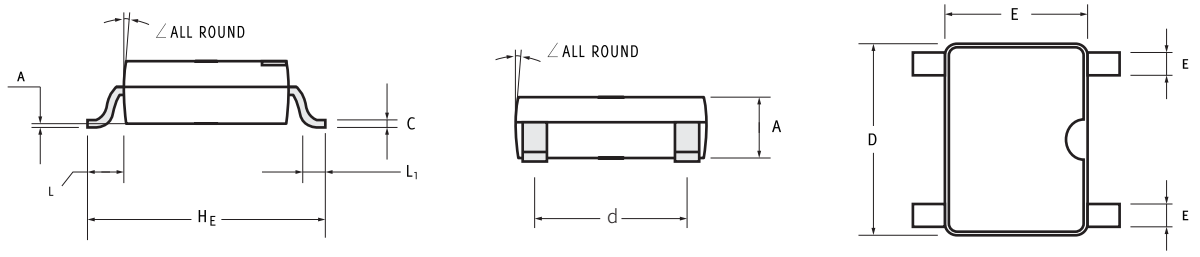

Symbol		A	C	D	E	HE	d	e	L	L1	a	∠
mm	Max	1.5	0.22	5.2	4.5	6.4	4.2	0.7	0.95	0.6	0.2	7°
	Min	1.3	0.15	4.9	4.2	6	3.8	0.5				
Inches	Max	0.059	0.0087	0.205	0.177	0.252	0.165	0.028	0.037	0.024	0.004	
	Min	0.051	0.0059	0.193	0.166	0.236	0.150	0.020				

ABF

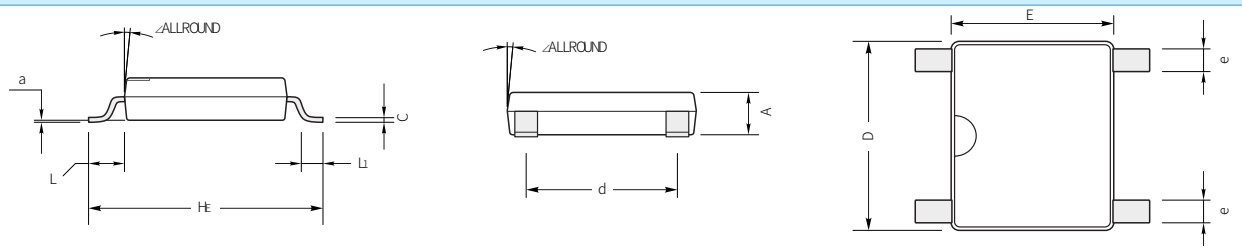

Symbol		A	C	D	E	HE	d	e	L	L1	a	∠
mm	Max	1.2	0.22	5.2	4.5	6.4	4.2	0.7	0.95	0.6	0.2	7°
	Min	1	0.15	4.9	4.2	6	3.8	0.5				
Inches	Max	0.047	0.0087	0.205	0.177	0.252	0.165	0.028	0.037	0.024	0.008	
	Min	0.039	0.0059	0.193	0.166	0.236	0.15	0.02				

MBS

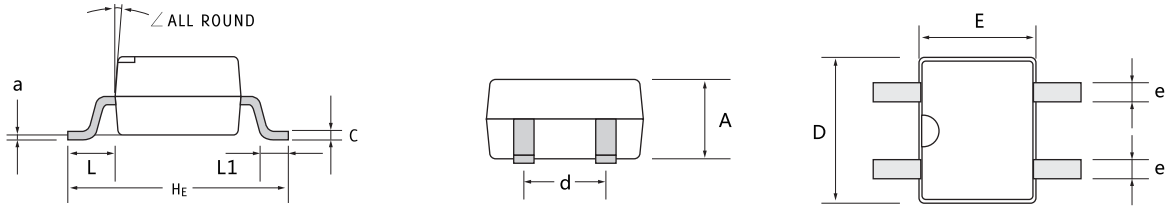

Symbol		A	C	D	E	HE	d	e	L	L1	a	∠
mm	Max	2.6	0.22	5	4.1	7	2.7	0.7	1.7	1.1	0.2	7°
	Min	2.2	0.15	4.5	3.6	6.4	2.3	0.5	1.3	0.5		
Inches	Max	0.102	0.0087	0.197	0.161	0.276	0.106	0.028	0.067	0.043	0.008	
	Min	0.094	0.0059	0.177	0.142	0.252	0.091	0.02	0.051	0.02		

MBF

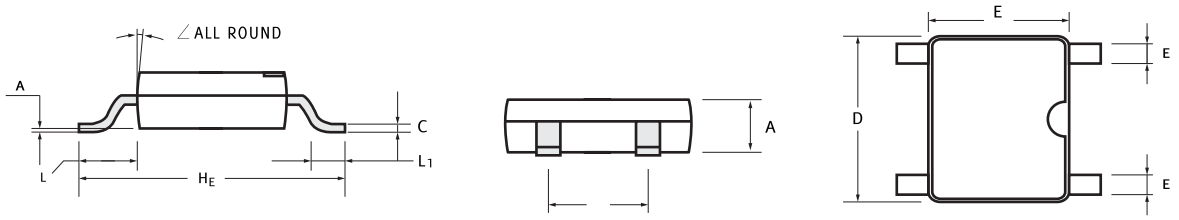

Symbol		A	C	D	E	HE	d	e	L	L1	a	∠
mm	Max	1.6	0.22	5	4.1	7	2.7	0.7	1.7	1.1	0.2	7°
	Min	1.2	0.15	4.5	3.6	6.4	2.3	0.5	1.3	0.5		
Inches	Max	0.063	0.0087	0.197	0.161	0.276	0.106	0.028	0.067	0.043	0.008	
	Min	0.047	0.0059	0.177	0.142	0.252	0.091	0.02	0.051	0.02		

DBS

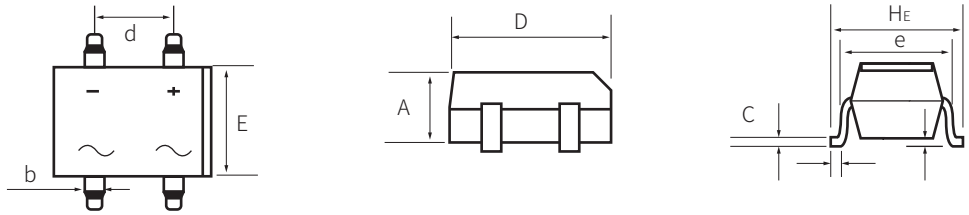

Symbol		A	b	C	D	d	E	e	HE
mm	Min	2.1	0.9	0.15	7.95	5	6.1	7.4	9.6
	Max	2.5	1.1	0.25	8.35	5.2	6.5	7.9	10.2

SOT-353

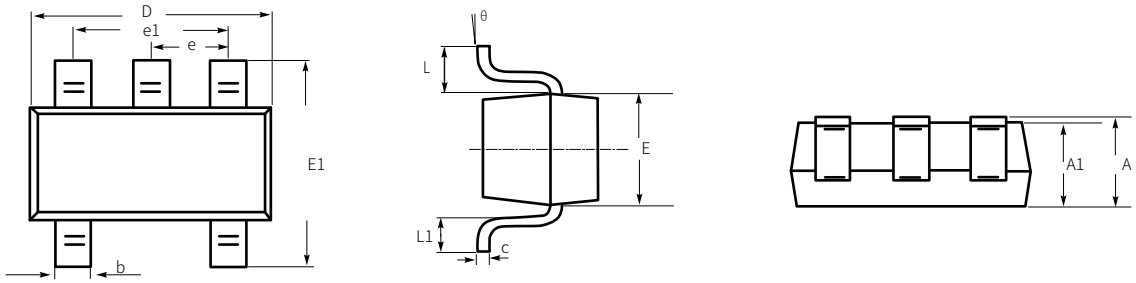

Symbol		A	A1	b	c	D	E	E1	e	e1	L	L1	θ
mm	Max	1.1	1	0.35	0.15	2.2	1.35	2.45	0.65 TYP	1.4	0.525 REF	0.46	8°
	Min	0.9	0.9	0.15	0.08	2	1.15	2.15		1.2		0.26	0°
Inches	Max	0.043	0.039	0.014	0.006	0.087	0.053	0.096	0.026 TYP	0.055	0.021 REF	0.018	8°
	Min	0.035	0.035	0.006	0.003	0.079	0.045	0.085		0.047		0.01	0°

SOT23-5

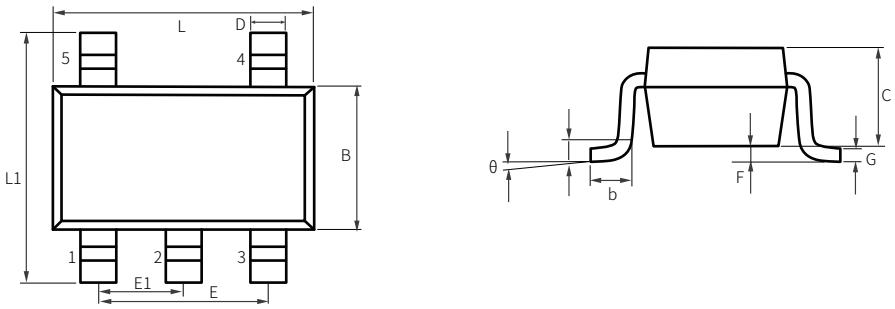

Symbol		L	B	C	L1	E	E1	D	G	b	F	θ
mm	Max	3.02	1.7	1.3	3	2	1.05	0.5	0.2	0.55	0.15	8°
	Min	2.82	1.5	0.9	2.6	1.8	0.85	0.35	0.1	0.35	0	0°

SOT-363

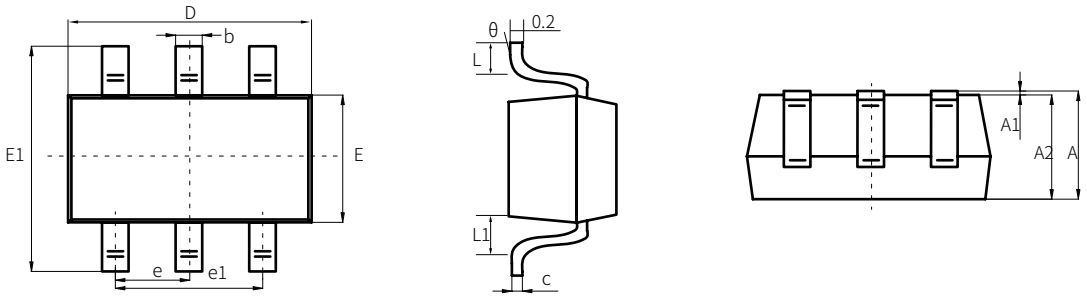

Symbol		A	A1	A2	b	c	D	E	E1	e	e1	L	L1	θ
mm	Max	1.1	0.1	1	0.35	0.15	2.2	1.35	2.45	0.65 TYP.	1.4	0.525 REF	0.46	8°
	Min	0.9		0.9	0.15	0.08	2	1.15	2.15		1.2		0.26	0°

SOT23-6

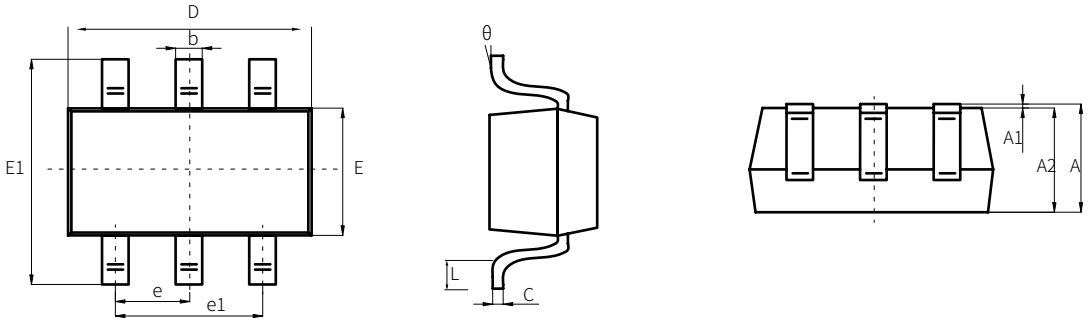

Symbol		A	A1	A2	b	c	D	E	E1	e	e1	L	θ
mm	Max	1.25	0.1	1.15	0.5	0.2	3.02	1.7	2.95	0.95 (BSC)	2	0.6	8°
	Min	1.05		1.05	0.3	0.1	2.82	1.5	2.65		1.8	0.3	0°
Inches	Max	0.049	0.004	0.045	0.02	0.008	0.119	0.067	0.116	0.037 (BSC)	0.079	0.024	8°
	Min	0.041		0.041	0.012	0.004	0.111	0.059	0.104		0.071	0.012	0°

TSSOP-8

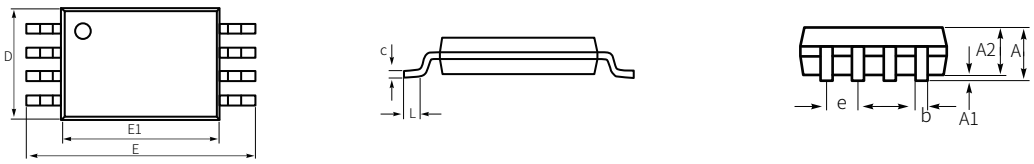

Symbol		A	A1	A2	D	E	E1	L	b	c	e
mm	Max	1.2	0.15	1.05	3.1	6.6	4.5	0.75	0.3	0.2	0.65 (BSC)
	Min			0.85	2.9	6.2	4.3	0.45	0.19	0.09	

SOP-8

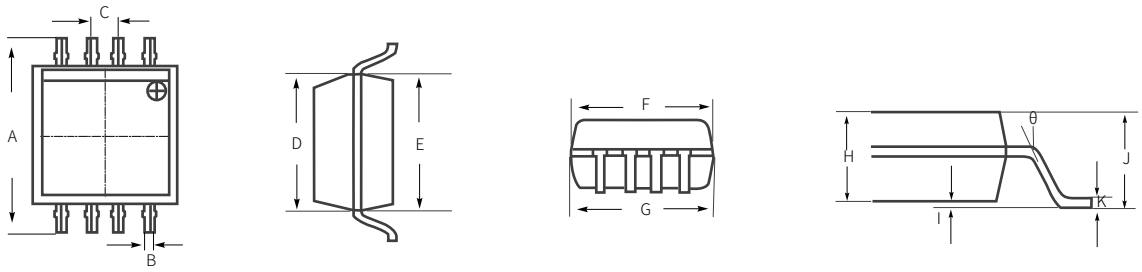

Symbol		A	B	C	D	E	F	G	H	I	J	K	θ
mm	Max	6.15	0.43	1.32	3.9	3.95	4.9	4.95	1.45	0.21	1.71	0.25	8°
	Min	5.85	0.37	1.22	3.8	3.85	4.8	4.85		0.11	1.61	0.19	0°

MEMS

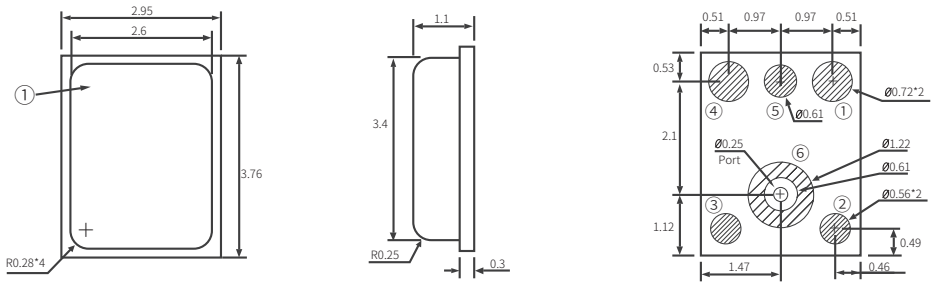

Items	Size	Tolerance	Symbol
Length	3.76	±0.1	mm
Width	2.95	±0.1	mm
Height	1.1	±0.1	mm
Acousticport	Φ0.25	±0.076	mm

PDFN5060-8

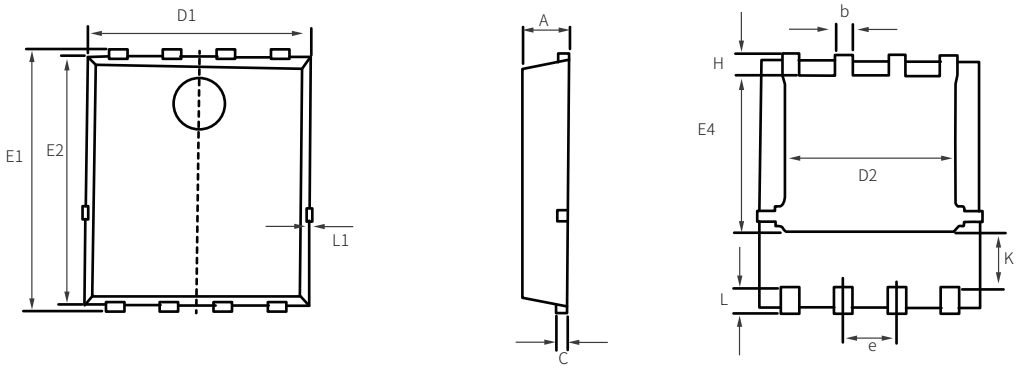

Symbol	mm	
	Min	Max
A	1	1.2
b	0.3	0.5
C	0.154	0.354
D1	5	5.4
D2	3.8	4.25
E1	5.95	6.35
E2	5.66	6.06
E4	3.52	3.92
e	1.07	1.37
L	0.3	0.7
L1		0.12
H	0.4	0.6
K	1.15	1.45

DFN2510

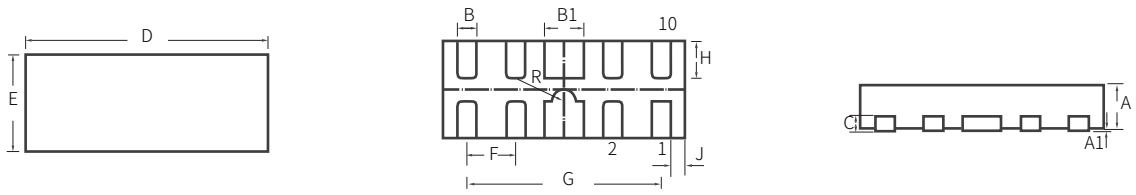

Symbol		A	A1	B	B1	C	D	E	F	G	H	R	J
mm	Max	0.5	0.05	0.25	0.45	0.2	2.55	1.05	0.5 (BSC)	2 (BSC)	0.46	0.125 (BSC)	0.2
	Nom	0.45	0.02	0.2	0.4	0.15	2.5	1			0.38		0.15
	Min	0.4	--	0.15	0.35	0.1	2.45	0.95			0.3		0.1

DFN2*2-6

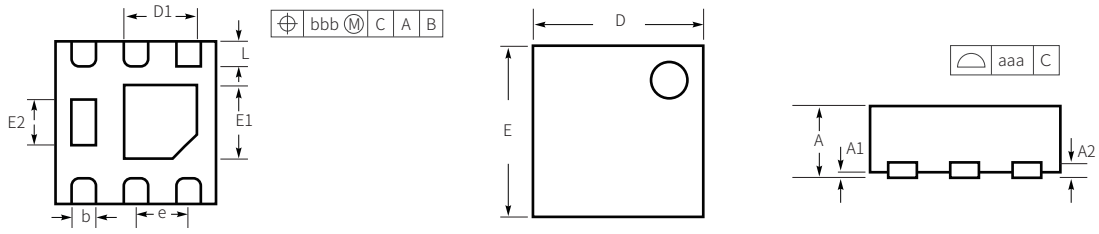

Symbol	mm		
	Min	Typ	Max
A	0.6	0.65	0.7
A1	0.01	0.03	0.05
A2		0.152REF	
b	0.25	0.3	0.35
D	1.95	2	2.05
D1	0.9	0.95	1
E	1.95	2	2.05
E1	1.1	1.15	1.2
E2	0.6	0.65	0.65
L	0.23	0.28	0.33
e		0.65TYP	

DFN2*2

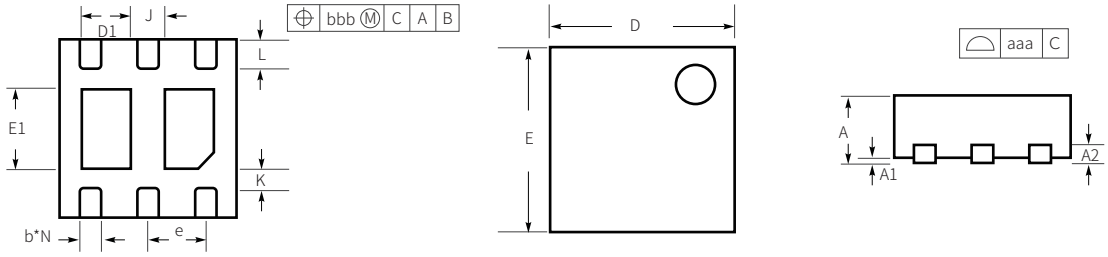

Symbol	mm		
	Min	Typ	Max
A	0.7	0.75	0.8
A1	0	0.02	0.05
A2	0.203	0.203	0.203
b	0.2	0.25	0.3
D	1.95	2	2.05
D1	0.5	0.55	0.6
E	1.95	2	2.05
E1	0.85	0.9	0.95
e		0.65	
L	0.27	0.32	0.37
J		0.4	
K		0.2	
N		6	
aaa		0.08	
bbb		0.1	

DFN3.3*3.3

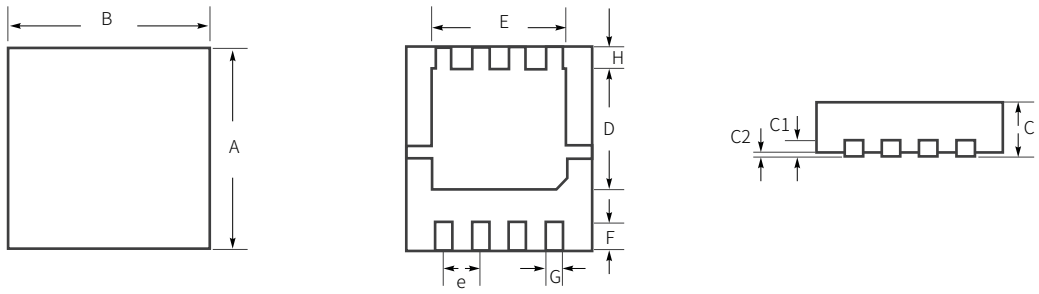

Symbol		A	B	C	C1	C2	D	E	F	G	H	e
mm	Max	3.3	3.3	0.85	0.22	0.05	2	2.45	0.5	0.35	0.4	0.7
	Min	3.2	3.2	0.75	0.18	0.05	1.8	2.2	0.4	0.25	0.3	0.6

PDFN5060-8L

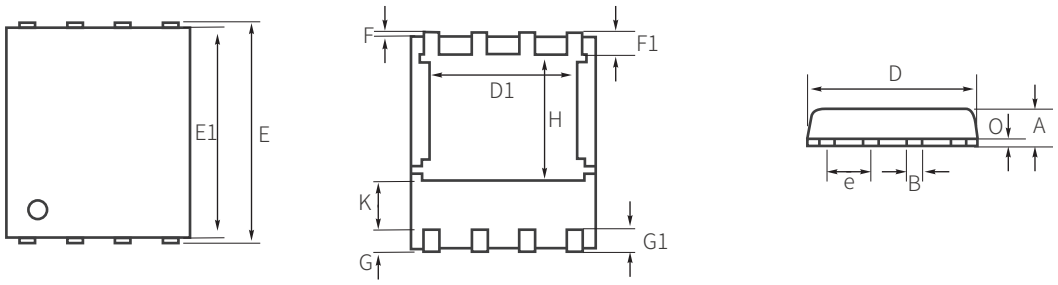

Symbol	mm		Inches	
	Max	Min	Max	Min
A	1.2	0.9	0.047	0.035
B	0.51	0.3	0.002	0.012
C	0.25	0.19	0.010	0.007
D	5.3	4.8	0.209	0.189
D1	4.4	3.6	0.173	0.141
E	6.2	5.9	0.244	0.232
E1	5.8	5.5	0.228	0.217
e	1.27BSC		0.050BSC	
F	0.3	0.05	0.012	0.002
F1	0.75	0.35	0.030	0.014
G	0.3	0.05	0.012	0.002
G1	0.75	0.35	0.030	0.014
H	3.9	3.34	0.154	0.131
K		0.762		0.03

DFN3*3A-8

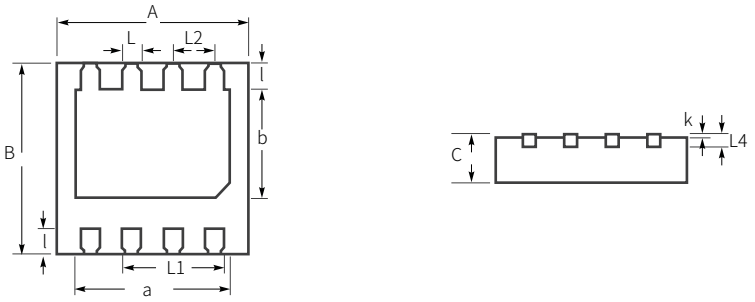

Symbol		A	B	C	L	L1	L2	L4	a	b	k	l
mm	Max	3.1	3.1	0.8	0.35	1.65		0.21	2.5	1.8	0.05	0.45
	Typ	3	3	0.75	0.3	1.6	0.65	0.2	2.4	1.7		0.4
	Min	2.9	2.9	0.7	0.25	1.55		0.19	2.3	1.6	0	0.35

PRPAK5X6

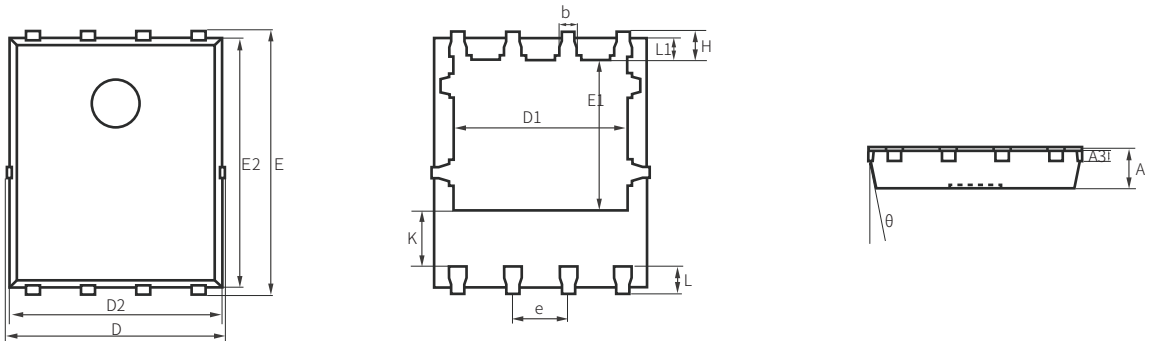

Symbol	mm		Inches	
	Max	Min	Max	Min
A	1	0.9	0.039	0.035
A3	0.254REF.		0.01REF.	
D	5.096	4.944	0.201	0.195
D1	4.11	3.91	0.162	0.154
D2	4.976	4.824	0.196	0.19
E	6.126	5.974	0.241	0.235
E1	3.575	3.375	0.141	0.133
E2	5.826	5.674	0.229	0.223
k	1.39	1.19	0.055	0.047
b	0.45	0.35	0.018	0.014
e	1.27TYP.		0.05TYP.	
L	0.711	0.559	0.028	0.022
L1	0.576	0.424	0.023	0.017
H	0.726	0.574	0.029	0.023
θ	12°	10°	12°	10°

TO-220F

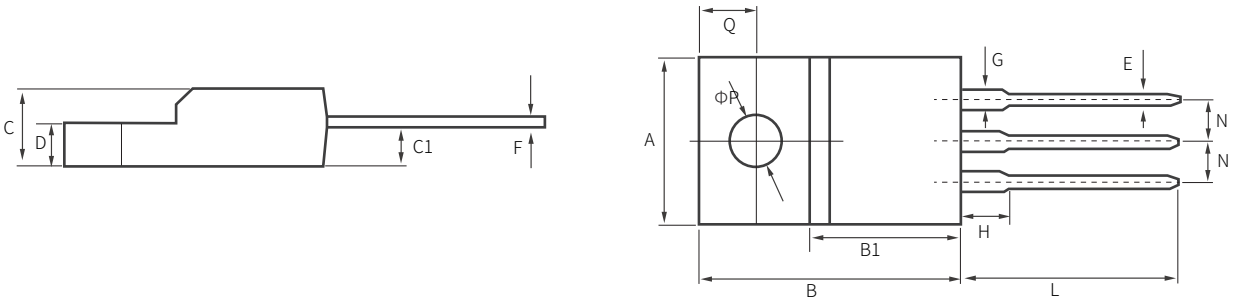

Symbol		A	B	B1	C	C1	D	E	F	G	H	L	N	Q	ΦP
mm	Max	10.3	16.1	9.39	4.8	2.55	2.9	0.9	0.6	1.42	3.8	13.6	2.74	3.55	3.3
	Min	9.7	15.5	8.99	4.4	2.15	2.5	0.7	0.4	1.12	3.4	12.6	2.34	3.15	3

TO-220

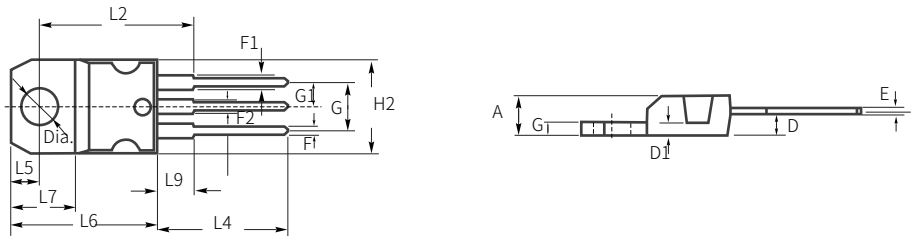

Symbol	mm			Inches		
	Max	Nom	Min	Max	Nom	Min
A	4.6		4.4	0.181		0.173
C	1.32		1.23	0.051		0.048
D	2.72		2.4	0.107		0.094
D1		1.27			0.05	
E	0.7		0.49	0.027		0.019
F	0.88		0.61	0.034		0.024
F1	1.7		1.14	0.067		0.044
F2	1.7		1.14	0.067		0.044
G	5.15		4.95	0.203		0.194
G1	2.7		2.4	0.106		0.094
H2	10.4		10	0.409		0.393
L2		16.4			0.645	
L4	14		13	0.551		0.511
L5	2.95		2.65	0.116		0.104
L6	15.75		15.25	0.62		0.6
L7	6.6		6.2	0.26		0.244
L9	3.93		3.5	1.54		0.137
DIA.	3.85		3.75	1.51		0.147

TO-220A

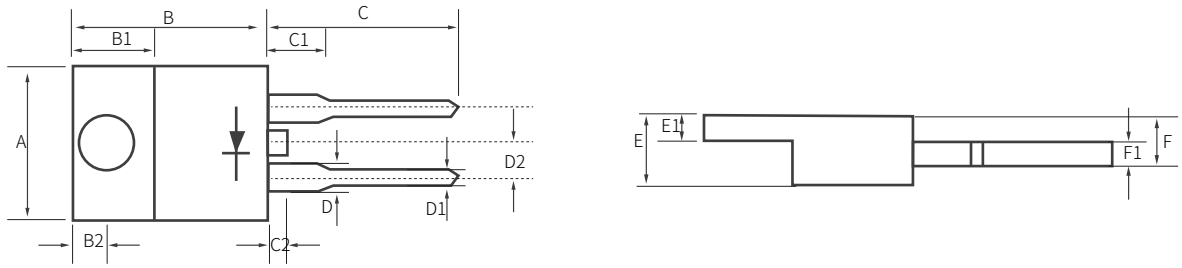

Symbol		A	B	B1	B2	C	C1	C2	D	D1	D2	E	E1	F	F1
mm	Max	10.5	15.5	6.9	2.75	14.8	4.0	1.0	1.3	0.9	2.6	4.7	1.3	3.2	0.56
	Min	9.5	14.8	5.8	2.75	13.5	4.0		1.3	0.7	2.3	3.8	1.2	3.2	0.36
Inches	Max	0.413	0.583	0.153	0.108	0.583	0.157	0.4	0.051	0.035	0.102	0.187	0.53	0.126	0.022
	Min	0.374	0.531	0.146	0.108	0.531	0.157		0.051	0.028	0.091	0.148	0.047	0.126	0.014

TO-247

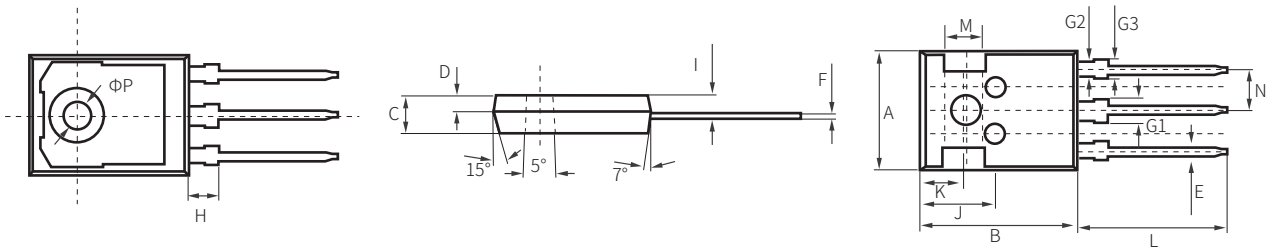

Symbol	mm	
	Max	Min
A	15.9	15.7
B	21.1	20.9
C	5.1	4.9
D	2.1	1.9
E	1.3	1.1
F	0.75	0.45
G1	3.2	3
G2	2.15	1.85
G3	2.2	2
H	4.3	4
I	2.5	2.3
J	10.1	9.9
K	5.9	5.7
L	20.2	19.8
M	5.15	4.85
N	5.586	5.286
ΦP	3.6	3.4

TO-3PNB

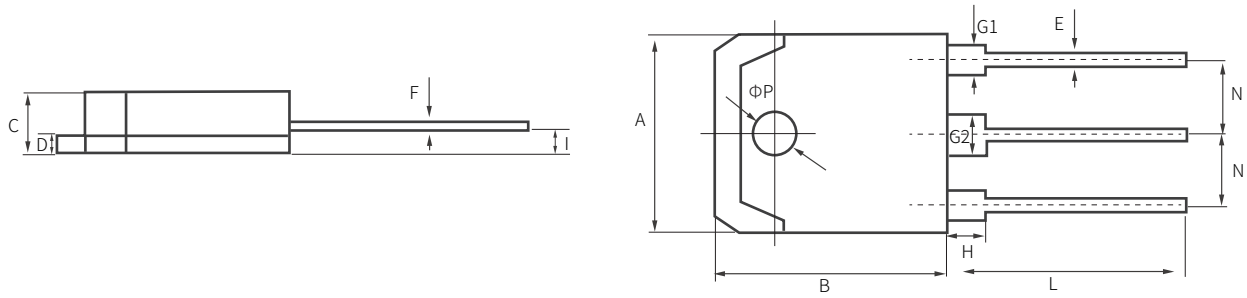

Symbol		A	B	C	D	E	F	G1	G2	H	I	L	N	ΦP
mm	Max	15.9	20.5	4.9	1.6	1.1	0.7	2.2	3.2	3.6	1.6	20.9	5.65	3.3
	Min	15.1	19.5	4.7	1.4	0.9	0.5	2	3	3	1.4	19.5	5.25	3.1

KBP

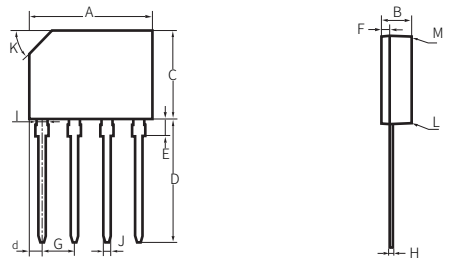

Symbol		A	B	C	D	d	E	F	G	H	I	J	K	L	M
mm	Max	14.25	3.35	10.20	14.25	1.40	1.80	0.80	3.56	0.35	1.22	0.76	2.7*45° (TYP)		
	Min	14.75	3.65	10.60	14.73	1.70	2.20	1.10	4.06	0.55	1.42	0.86		3°	2°

KBL

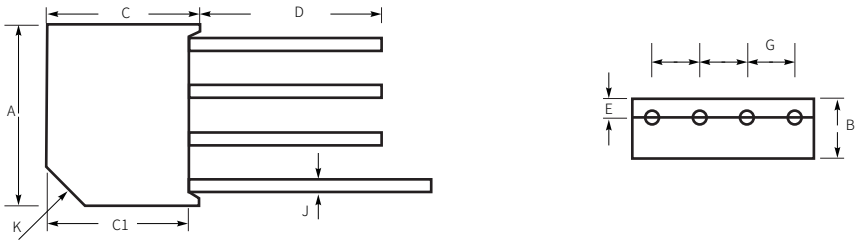

Symbol		A	B	C	C1	D	E	J	G	K
mm	Max	19.5	6.5	16.3	14.9	15	2	1.3	5.6	4*45°
	Min	18.5	5.5	15.2	13.9	15	1.6	1.2	4.6	
Inches	Max	0.768	0.256	0.64	0.587	0.59	0.079	0.052	0.22	0.157*45°
	Min	0.762	0.217	0.6	0.547	0.59	0.063	0.048	0.18	

GBU

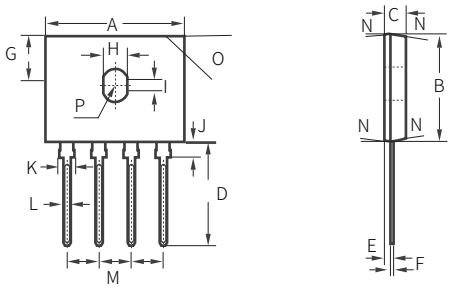

Symbol		A	B	C	D	E	F	G	H	I	J	K	L	M	N	O	P
mm	Max	22.3	18.8	3.56	18	1	0.56	7.9	4.1	2.16	2.75	2.35	1.27	5.33	7.0° TYP	3.2* 45°	1.9 RADIUS
	Min	21.8	18.3	3.30	17.5	0.76	0.46	7.4	3.5	1.65	1.85	1.95	1.02	4.83			
Inches	Max	0.878	0.74	0.14	0.709	0.039	0.022	0.311	0.161	0.085	0.108	0.093	0.05	0.21		126* 45°	75 RADIUS
	Min	0.858	0.72	0.13	0.689	0.03	0.018	0.291	0.138	0.065	0.073	0.077	0.04	0.19			

GBJ

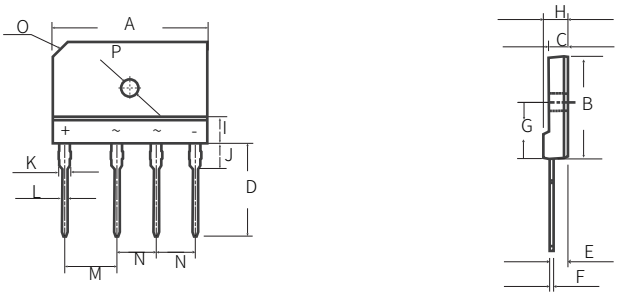

Symbol		A	B	C	D	E	F	G	H	I	J	K	L	M	N	O	P
mm	Max	30.3	20.3	3.8	18	2.9	0.8	7.9	4.8	5.8	4.2	2.4	1.15	10.2	7.7	C3	Φ3.6
	Min	29.7	19.7	3.4	17	2.5	0.55	7.4	4.4	4.8	3.8	2	0.9	9.8	7.3		Φ3
Inches	Max	1.193	0.799	0.15	0.709	0.114	0.031	0.311	0.189	0.228	0.165	0.094	0.045	0.402	0.303	C118	Φ142
	Min	1.169	0.776	0.134	0.669	0.098	0.022	0.291	0.173	0.189	0.15	0.079	0.035	0.386	0.287		Φ118

SGBJ

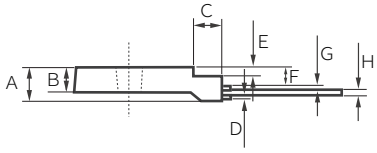

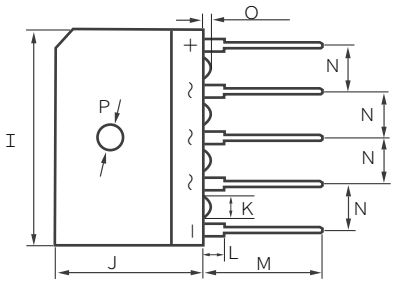

Symbol	mm		Inches	
	Max	Min	Max	Min
A	5.6	5.4	0.221	0.213
B	4.1	3.9	0.162	0.154
C	4.75	4.65	0.187	0.183
D	0.55	0.45	0.022	0.018
E	1.35	1.25	0.053	0.049
F	3.9	3.7	0.154	0.146
G	0.85	0.75	0.033	0.03
H	0.8	0.6	0.031	0.024
I	35.3	34.7	1.391	1.367
J	25.2	24.8	0.993	0.977
K	3.55	3.45	0.14	0.136
L	3.8	3.7	0.15	0.146
M	20.5	20.3	0.808	0.8
N	7.6	7.4	0.299	0.291
O	1.55	1.45	0.61	0.57
P	3.55	3.45	0.14	0.136

CERTIFIED

Follow SHIKUES Wechat

Follow SHIKUES Tik Tok

Address and Contact Information

Guangdong SHIKUES Micro Industrial Co.,Ltd.
Taiwan SHIKUES Electronic Holdings Limited

Supply Chain Center Add.:4 / F, building 2nd, Fuchengshuzichuangxinyuan V,
Shijing Road,Fucheng street, Longhua District,Shenzhen,Guangdong,China

Operation Center Add.:Room 2608-1, 2609-2, Building 11, TiananYungu II,
Bantian Street, Longgang District, Shenzhen,Guangdong,China

Beijing Office Add.:Room 508, Building 9, Xiyue Plaza, Changyang Town,
Fangshan District, Beijing,China

For more details, please visit www.shikues.com
or www.s-k.tw

or call 400-662-3488
Email address for complaint：gm@shikues.com